

Autodromo Nazionale Monza
Caterham Cup
Race - 1
Provisional Results



Cls	N°	Driver	Team	Class	Cls	Laps	Total Time	Gap	Interval	Km/h	Best	Time	Km/h
1	6	Antoine Miquel	CCF	AS	1	12	27:44.604			150.3	6	2:09.201	161.4
2	9	Henri Bizet	PALM	AS	2	12	27:44.610	0.006	0.006	150.3	10	2:09.219	161.3
3	23	Pascal Wehrlen	PALM	AS	3	12	27:44.832	0.228	0.222	150.3	6	2:08.546	162.2
4	15	Arnaud Mignatelli	CCF	AS	4	12	27:44.955	0.351	0.123	150.3	10	2:08.168	162.7
5	48	Alain Girardot	CCF	BS	1	12	27:45.589	0.985	0.634	150.2	10	2:07.899	163.0
6	3	Rémi Sauget	PALM	AS	5	12	27:50.589	5.985	5.000	149.8	5	2:08.932	161.7
7	60	Francis Chatelain	PALM	AS	6	12	27:50.713	6.109	0.124	149.7	10	2:08.487	162.3
8	7	Laura Chatelain	CCF	AS	7	12	27:51.101	6.497	0.388	149.7	3	2:09.323	161.2
9	29	Eric Moussier	IND	AS	8	12	27:51.360	6.756	0.259	149.7	10	2:09.053	161.5
10	21	Bruno Aveque	CCF	AS	9	12	27:59.738	15.134	8.378	148.9	6	2:09.674	160.8
11	12	Arnaud Griffon	PALM	AS	10	12	27:59.752	15.148	0.014	148.9	9	2:09.581	160.9
12	40	Alexis Gronier	DOG RACING	AS	11	12	27:59.827	15.223	0.075	148.9	4	2:09.625	160.8
13	99	Loic Martinez	CCF	BS	2	12	28:03.665	19.061	3.838	148.6	10	2:10.103	160.2
14	75	Alexandre Pinto	ST ELOI	AS	12	12	28:03.998	19.394	0.333	148.6	10	2:10.071	160.3
15	20	Franck Chahinian	PALM	AS	13	12	28:04.044	19.440	0.046	148.6	2	2:09.869	160.5
16	41	Pascal Meignan	ST ELOI	AS	14	12	28:04.271	19.667	0.227	148.5	10	2:10.287	160.0
17	4	Bruno Georgeon	ROSSELSP	AS	15	12	28:13.180	28.576	8.909	147.8	4	2:11.112	159.0
18	69	Tone Le	CCF	AS	16	12	28:15.559	30.955	2.379	147.5	3	2:09.985	160.4
19	11	Frederic Allaire	ST ELOI	AS	17	12	28:15.638	31.034	0.079	147.5	10	2:10.915	159.3
20	17	Sylvio Bossi	CCF	BS	3	12	28:17.229	32.625	1.591	147.4	6	2:11.492	158.6
21	24	Henri Charpentier	CCF	AS	18	12	28:17.378	32.774	0.149	147.4	10	2:10.695	159.5
22	72	Nicolas Cottancin	CCF	AS	19	12	28:25.309	40.705	7.931	146.7	9	2:11.753	158.2
23	37	Patrick Dehant	DOG RACING	BS	4	12	28:25.524	40.920	0.215	146.7	12	2:11.727	158.3
24	57	Philippe Simon	PALM	BS	5	12	28:26.051	41.447	0.527	146.6	10	2:12.489	157.4
25	61	Michel Cloud	CCF	BS	6	12	28:55.895	1:11.291	29.844	144.1	4	2:13.317	156.4
26	2	François Jaffredo	ROSSELSP	AS	20	12	29:03.648	1:19.044	7.753	143.5	6	2:17.620	151.5
27	16	Cyrille Baliki	PALM	AS	21	10	23:39.790	2 Laps	2 Laps	146.8	4	2:10.234	160.1
28	5	Pierre Jean Reypin	ROSSELSP	AS	22	9	21:48.472	3 Laps	1 Lap	143.4	3	2:12.563	157.3
29	233	Gilles Charpentier	CCF	AS	23	9	21:48.832	3 Laps	0.360	143.4	2	2:13.063	156.7
30	98	Olivier Guerin	CCF	AS	24	9	22:18.207	3 Laps	29.375	140.2	5	2:09.817	160.6
Not classified: (Requirements: 75% of number laps of leader = 9 Laps)													
32	Jean Pierre Mignatelli	CCF	BS	7	7	17:23.172	5 Laps	2 Laps	139.9	5	2:12.229	157.7	
87	Yann Gasparini	ST ELOI	AS	25	6	13:37.959	6 Laps	1 Lap	152.9	3	2:12.950	156.8	
38	Claude Boueix	DOG RACING	BS	8	6	13:38.224	6 Laps	0.265	152.9	4	2:12.590	157.2	
26	Bruno Fouré	CCF	BS	9	6	13:41.144	6 Laps	2.920	152.3	4	2:11.362	158.7	
96	Hervé Cordel	CCF	AS	26	3	7:07.985	9 Laps	3 Laps	146.1	2	2:11.185	158.9	
92	Olivier Loi	ST ELOI	AS	27									

Fastest lap Alain Girardot in 2:07.899 at 163.1 Km/h in lap 10

CAR 26 TIME PENALTY + 5 SEC ADDED TO RACE - TL
 CAR 37 TIME PENALTY + 10 SEC - OVERTAKING UNDER YELLOW FLAGS
 CAR 61 TIME PENALTY + 25 SEC ADDED TO RACE - JUMP START

Published at:.....

Track Temp: **41.1 °C** Air Temp: **27.9 °C** Humidity: **55 %** Track Status: **DRY**

Stewards:	Race Director:	Timekeeper:
------------------	-----------------------	------------------------





Autodromo Nazionale Monza
Caterham Cup
Race - 1
Provisional Results by Class



Cla	N°	Driver	Team	Class	Cls	Laps	Total Time	Gap	Interval	Km/h	Best	Time	Km/h
AS													
1	6	Antoine Miquel	CCF	AS	1	12	27:44.604			150.3	6	2:09.201	161.4
2	9	Henri Bizet	PALM	AS	2	12	27:44.610	0.006	0.006	150.3	10	2:09.219	161.3
3	23	Pascal Wehrlen	PALM	AS	3	12	27:44.832	0.228	0.222	150.3	6	2:08.546	162.2
4	15	Arnaud Mignatelli	CCF	AS	4	12	27:44.955	0.351	0.123	150.3	10	2:08.168	162.7
5	3	Rémi Sauget	PALM	AS	5	12	27:50.589	5.985	5.634	149.8	5	2:08.932	161.7
6	60	Francis Chatelain	PALM	AS	6	12	27:50.713	6.109	0.124	149.7	10	2:08.487	162.3
7	7	Laura Chatelain	CCF	AS	7	12	27:51.101	6.497	0.388	149.7	3	2:09.323	161.2
8	29	Eric Moussier	IND	AS	8	12	27:51.360	6.756	0.259	149.7	10	2:09.053	161.5
9	21	Bruno Aveque	CCF	AS	9	12	27:59.738	15.134	8.378	148.9	6	2:09.674	160.8
10	12	Arnaud Griffon	PALM	AS	10	12	27:59.752	15.148	0.014	148.9	9	2:09.581	160.9
11	40	Alexis Gronier	DOG RACING	AS	11	12	27:59.827	15.223	0.075	148.9	4	2:09.625	160.8
12	75	Alexandre Pinto	ST ELOI	AS	12	12	28:03.998	19.394	4.171	148.6	10	2:10.071	160.3
13	20	Franck Chahinian	PALM	AS	13	12	28:04.044	19.440	0.046	148.6	2	2:09.869	160.5
14	41	Pascal Meignan	ST ELOI	AS	14	12	28:04.271	19.667	0.227	148.5	10	2:10.287	160.0
15	4	Bruno Georgeon	ROSSELSP	AS	15	12	28:13.180	28.576	8.909	147.8	4	2:11.112	159.0
16	69	Tone Le	CCF	AS	16	12	28:15.559	30.955	2.379	147.5	3	2:09.985	160.4
17	11	Frederic Allaire	ST ELOI	AS	17	12	28:15.638	31.034	0.079	147.5	10	2:10.915	159.3
18	24	Henri Charpentier	CCF	AS	18	12	28:17.378	32.774	1.740	147.4	10	2:10.695	159.5
19	72	Nicolas Cottancin	CCF	AS	19	12	28:25.309	40.705	7.931	146.7	9	2:11.753	158.2
20	2	François Jaffredo	ROSSELSP	AS	20	12	29:03.648	1:19.044	38.339	143.5	6	2:17.620	151.5
21	16	Cyrille Baliki	PALM	AS	21	10	23:39.790	2 Laps	2 Laps	146.8	4	2:10.234	160.1
22	5	Pierre Jean Reypin	ROSSELSP	AS	22	9	21:48.472	3 Laps	1 Lap	143.4	3	2:12.563	157.3
23	233	Gilles Charpentier	CCF	AS	23	9	21:48.832	3 Laps	0.360	143.4	2	2:13.063	156.7
24	98	Olivier Guerin	CCF	AS	24	9	22:18.207	3 Laps	29.375	140.2	5	2:09.817	160.6
Not classified: (Requirements: 75% of number laps of leader = 9 Laps)													
	87	Yann Gasparini	ST ELOI	AS	25	6	13:37.959	6 Laps	3 Laps	152.9	3	2:12.950	156.8
	96	Hervé Cordel	CCF	AS	26	3	7:07.985	9 Laps	3 Laps	146.1	2	2:11.185	158.9
	92	Olivier Loï	ST ELOI	AS	27								
BS													
1	48	Alain Girardot	CCF	BS	1	12	27:45.589			150.2	10	2:07.899	163.0
2	99	Loic Martinez	CCF	BS	2	12	28:03.665	19.061	18.076	148.6	10	2:10.103	160.2
3	17	Sylvio Bossi	CCF	BS	3	12	28:17.229	32.625	13.564	147.4	6	2:11.492	158.6
4	37	Patrick Dehant	DOG RACING	BS	4	12	28:25.524	40.920	8.295	146.7	12	2:11.727	158.3
5	57	Philippe Simon	PALM	BS	5	12	28:26.051	41.447	0.527	146.6	10	2:12.489	157.4
6	61	Michel Cloud	CCF	BS	6	12	28:55.895	1:11.291	29.844	144.1	4	2:13.317	156.4
Not classified: (Requirements: 75% of number laps of leader = 9 Laps)													
	32	Jean Pierre Mignatelli	CCF	BS	7	7	17:23.172	5 Laps	5 Laps	139.9	5	2:12.229	157.7
	38	Claude Boueix	DOG RACING	BS	8	6	13:38.224	6 Laps	1 Lap	152.9	4	2:12.590	157.2
	26	Bruno Foure	CCF	BS	9	6	13:41.144	6 Laps	2.920	152.3	4	2:11.362	158.7

Fastest lap Alain Girardot in 2:07.899 at 163.1 Km/h in lap 10

Published at:.....

Track Temp: **41.1 °C** Air Temp: **27.9 °C** Humidity: **55 %** Track Status: **DRY**

Stewards:	Race Director:	Timekeeper:
------------------	-----------------------	------------------------





Autodromo Nazionale Monza

Caterham Cup

Race - 1

Provisional Classification by Driver Fastest Lap



Cls	N°	Driver	Team	Class	Cls	Laps	Best	Time	Gap	Interval	Km/h
1	48	Alain Girardot	CCF	BS	1	12	10	2:07.899			163.0
2	15	Arnaud Mignatelli	CCF	AS	1	12	10	2:08.168	0.269	0.269	162.7
3	60	Francis Chatelain	PALM	AS	2	12	10	2:08.487	0.588	0.319	162.3
4	23	Pascal Wehrlen	PALM	AS	3	12	6	2:08.546	0.647	0.059	162.2
5	3	Rémi Sauget	PALM	AS	4	12	5	2:08.932	1.033	0.386	161.7
6	29	Eric Moussier	IND	AS	5	12	10	2:09.053	1.154	0.121	161.5
7	6	Antoine Miquel	CCF	AS	6	12	6	2:09.201	1.302	0.148	161.4
8	9	Henri Bizet	PALM	AS	7	12	10	2:09.219	1.320	0.018	161.3
9	7	Laura Chatelain	CCF	AS	8	12	3	2:09.323	1.424	0.104	161.2
10	12	Arnaud Griffon	PALM	AS	9	12	9	2:09.581	1.682	0.258	160.9
11	40	Alexis Gronier	DOG RACING	AS	10	12	4	2:09.625	1.726	0.044	160.8
12	21	Bruno Aveque	CCF	AS	11	12	6	2:09.674	1.775	0.049	160.8
13	98	Olivier Guerin	CCF	AS	12	9	5	2:09.817	1.918	0.143	160.6
14	20	Franck Chahinian	PALM	AS	13	12	2	2:09.869	1.970	0.052	160.5
15	69	Tone Le	CCF	AS	14	12	3	2:09.985	2.086	0.116	160.4
16	75	Alexandre Pinto	ST ELOI	AS	15	12	10	2:10.071	2.172	0.086	160.3
17	99	Loic Martinez	CCF	BS	2	12	10	2:10.103	2.204	0.032	160.2
18	16	Cyrille Baliki	PALM	AS	16	10	4	2:10.234	2.335	0.131	160.1
19	41	Pascal Meignan	ST ELOI	AS	17	12	10	2:10.287	2.388	0.053	160.0
20	24	Henri Charpentier	CCF	AS	18	12	10	2:10.695	2.796	0.408	159.5
21	11	Frederic Allaire	ST ELOI	AS	19	12	10	2:10.915	3.016	0.220	159.3
22	4	Bruno Georgeon	ROSSELSP	AS	20	12	4	2:11.112	3.213	0.197	159.0
23	96	Hervé Cordel	CCF	AS	21	3	2	2:11.185	3.286	0.073	158.9
24	26	Bruno Foure	CCF	BS	3	6	4	2:11.362	3.463	0.177	158.7
25	17	Sylvio Bossi	CCF	BS	4	12	6	2:11.492	3.593	0.130	158.6
26	37	Patrick Dehant	DOG RACING	BS	5	12	12	2:11.727	3.828	0.235	158.3
27	72	Nicolas Cottancin	CCF	AS	22	12	9	2:11.753	3.854	0.026	158.2
28	32	Jean Pierre Mignatelli	CCF	BS	6	7	5	2:12.229	4.330	0.476	157.7
29	57	Philippe Simon	PALM	BS	7	12	10	2:12.489	4.590	0.260	157.4
30	5	Pierre Jean Reypin	ROSSELSP	AS	23	9	3	2:12.563	4.664	0.074	157.3
31	38	Claude Boueix	DOG RACING	BS	8	6	4	2:12.590	4.691	0.027	157.2
32	87	Yann Gasparini	ST ELOI	AS	24	6	3	2:12.950	5.051	0.360	156.8
33	23	Gilles Charpentier	CCF	AS	25	9	2	2:13.063	5.164	0.113	156.7
34	61	Michel Cloud	CCF	BS	9	12	4	2:13.317	5.418	0.254	156.4
35	2	François Jaffredo	ROSSELSP	AS	26	12	6	2:17.620	9.721	4.303	151.5



Autodromo Nazionale Monza
Caterham Cup
Race - 1
Distance and Speed Average



Cls	Nº	Driver	Team	Class	Cls	Laps	Distance	Total Time	Km/h
1	6	Antoine Miquel	CCF	AS	1	12	69.51	27:44.604	150.3
2	9	Henri Bizet	PALM	AS	2	12	69.51	27:44.610	150.3
3	23	Pascal Wehrlen	PALM	AS	3	12	69.51	27:44.832	150.3
4	15	Arnaud Mignatelli	CCF	AS	4	12	69.51	27:44.955	150.3
5	48	Alain Girardot	CCF	BS	1	12	69.51	27:45.589	150.2
6	3	Rémi Sauget	PALM	AS	5	12	69.51	27:50.589	149.8
7	60	Francis Chatelain	PALM	AS	6	12	69.51	27:50.713	149.7
8	7	Laura Chatelain	CCF	AS	7	12	69.51	27:51.101	149.7
9	29	Eric Moussier	IND	AS	8	12	69.51	27:51.360	149.7
10	21	Bruno Aveque	CCF	AS	9	12	69.51	27:59.738	148.9
11	12	Arnaud Griffon	PALM	AS	10	12	69.51	27:59.752	148.9
12	40	Alexis Gronier	DOG RACING	AS	11	12	69.51	27:59.827	148.9
13	99	Loic Martinez	CCF	BS	2	12	69.51	28:03.665	148.6
14	75	Alexandre Pinto	ST ELOI	AS	12	12	69.51	28:03.998	148.6
15	20	Franck Chahinian	PALM	AS	13	12	69.51	28:04.044	148.6
16	41	Pascal Meignan	ST ELOI	AS	14	12	69.51	28:04.271	148.5
17	4	Bruno Georgeon	ROSSELSP	AS	15	12	69.51	28:13.180	147.8
18	69	Tone Le	CCF	AS	16	12	69.51	28:15.559	147.5
19	11	Frederic Allaire	ST ELOI	AS	17	12	69.51	28:15.638	147.5
20	17	Sylvio Bossi	CCF	BS	3	12	69.51	28:17.229	147.4
21	24	Henri Charpentier	CCF	AS	18	12	69.51	28:17.378	147.4
22	72	Nicolas Cottancin	CCF	AS	19	12	69.51	28:25.309	146.7
23	37	Patrick Dehant	DOG RACING	BS	4	12	69.51	28:25.524	146.7
24	57	Philippe Simon	PALM	BS	5	12	69.51	28:26.051	146.6
25	61	Michel Cloud	CCF	BS	6	12	69.51	28:55.895	144.1
26	2	François Jaffredo	ROSSELSP	AS	20	12	69.51	29:03.648	143.5
27	16	Cyrille Baliki	PALM	AS	21	10	57.93	23:39.790	146.8
28	5	Pierre Jean Rey-pin	ROSSELSP	AS	22	9	52.13	21:48.472	143.4
29	233	Gilles Charpentier	CCF	AS	23	9	52.13	21:48.832	143.4
30	98	Olivier Guerin	CCF	AS	24	9	52.13	22:18.207	140.2
Not classified: (Requirements: 75% of number laps of leader = 9 Laps)									
32	Jean Pierre Mignatelli	CCF	BS	7	7	40.55	17:23.172	139.9	
87	Yann Gasparini	ST ELOI	AS	25	6	34.75	13:37.959	152.9	
38	Claude Boueix	DOG RACING	BS	8	6	34.75	13:38.224	152.9	
26	Bruno Foure	CCF	BS	9	6	34.75	13:41.144	152.3	
96	Hervé Cordel	CCF	AS	26	3	17.37	7:07.985	146.1	
92	Olivier Loï	ST ELOI	AS	27					



Autodromo Nazionale Monza
Caterham Cup
Race - 1
Lap Analysis



2

François Jaffredo

AS **5**

Pierre Jean Rey-pin

AS

ROSSELSP

ROSSELSP

Lap D	Time	Sector 1	Sector 2	Sector 3	T. Spd	Elapsed	Lap D	Time	Sector 1	Sector 2	Sector 3	T. Spd	Elapsed
1	2:30.654	53.091	47.932	49.631	166.4	2:30.654	1	2:21.503	47.710	47.813	45.980	172.2	2:21.503
2	2:17.648	43.061	46.510	48.077	209.7	4:48.302	2	2:13.131	41.985	44.305	46.841	194.9	4:34.634
3	2:17.914	43.015	46.651	48.248	205.7	7:06.216	3	2:12.563	41.729	44.221	46.613	208.0	6:47.197
4	2:18.958	43.431	47.000	48.527	208.8	9:25.174	4	2:13.538	42.159	45.396	45.983	190.1	9:00.735
5	2:20.664	45.247	47.462	47.955	208.0	11:45.838	5	2:13.195	43.003	44.640	45.552	205.3	11:13.930
6	2:17.620	43.086	46.622	47.912	206.8	14:03.458	6	2:12.640	42.098	44.742	45.800	203.3	13:26.570
7	3:09.994	44.278	58.254	1:27.462	199.6	17:13.452	7	2:26.940	43.172	46.793	56.975	213.8	15:53.510
8	2:31.869	52.923	49.222	49.724	114.1	19:45.321	8	3:36.231	1:24.766	1:12.819	58.646	129.6	19:29.741
9	2:20.546	43.531	47.615	49.400	204.1	22:05.867	9	2:18.731	42.512	50.153	46.066	201.8	21:48.472
10	2:19.069	43.544	47.619	47.906	209.7	24:24.936	10		42.332			204.5	
11	2:18.972	43.258	47.235	48.479	209.3	26:43.908							
12	2:19.740	44.546	47.219	47.975	209.3	29:03.648							

3

Rémi Sauget

AS

Antoine Miquel

AS

PALM

CCF

Lap D	Time	Sector 1	Sector 2	Sector 3	T. Spd	Elapsed	Lap D	Time	Sector 1	Sector 2	Sector 3	T. Spd	Elapsed
1	2:15.338	45.876	43.735	45.727	171.7	2:15.338	1	2:11.243	43.074	43.605	44.564	178.5	2:11.243
2	2:09.914	41.607	43.397	44.910	213.0	4:25.252	2	2:10.523	41.580	44.247	44.696	212.5	4:21.766
3	2:10.812	40.888	44.398	45.526	209.3	6:36.064	3	2:10.175	41.955	43.717	44.503	211.3	6:31.941
4	2:10.723	41.461	44.472	44.790	202.6	8:46.787	4	2:09.618	42.040	43.479	44.099	213.4	8:41.559
5	2:10.812	40.888	44.398	45.526	209.3	6:36.064	5	2:09.522	42.100	43.546	43.876	198.1	10:51.081
6	2:08.932	41.088	42.944	44.900	210.5	10:55.719	6	2:09.201	41.432	43.173	44.596	214.7	13:00.282
7	2:09.922	41.387	43.511	45.024	210.1	13:05.641	7	2:23.496	41.595	43.508	58.393	214.7	15:23.778
8	2:23.482	41.361	44.043	58.078	212.5	15:29.123	8	3:40.500	1:32.669	1:11.241	56.590	75.3	19:04.278
9	2:23.482	41.361	44.043	58.078	212.5	15:29.123	9	2:09.780	41.743	43.747	44.290	210.1	21:14.058
10	3:41.048	1:33.788	1:11.292	55.968	77.4	19:10.171	10	2:09.204	41.363	43.576	44.265	213.0	23:23.262
11	2:09.602	42.426	43.062	44.114	198.8	21:19.773	11	2:09.980	41.866	43.369	44.745	210.1	25:33.242
12	2:09.863	41.052	44.029	44.782	210.1	23:29.636	12	2:11.362	41.861	44.717	44.784	206.1	27:44.604
11	2:10.178	41.406	43.738	45.034	211.3	25:39.814							
12	2:10.775	41.902	44.080	44.793	208.8	27:50.589							

4

Bruno Georgeon

AS

Laura Chatelain


AS

ROSSELSP

CCF

Lap D	Time	Sector 1	Sector 2	Sector 3	T. Spd	Elapsed	Lap D	Time	Sector 1	Sector 2	Sector 3	T. Spd	Elapsed
1	2:17.044	47.681	44.747	44.616	176.1	2:17.044	1	2:13.303	44.388	43.912	45.003	178.2	2:13.303
2	2:11.162	41.810	44.246	45.106	207.2	4:28.206	2	2:10.377	41.858	43.719	44.800	208.0	4:23.680
3	2:12.219	42.103	44.548	45.568	208.0	6:40.425	3	2:09.323	41.494	43.380	44.449	205.3	6:33.003
4	2:11.112	41.900	44.194	45.018	207.2	8:51.537	4	2:11.705	41.954	44.541	45.210	194.5	8:44.708
5	2:13.699	42.469	44.404	46.826	208.4	11:05.236	5	2:10.206	41.602	43.814	44.790	210.5	10:54.914
6	2:13.415	42.479	44.375	46.561	205.7	13:18.651	6	2:10.289	41.652	43.834	44.803	214.2	13:05.203
7	2:27.054	42.967	45.376	58.711	208.8	15:45.705	7	2:23.335	41.340	44.271	57.724	208.4	15:28.538
8	3:36.943	1:28.939	1:11.643	56.361	117.1	19:22.648	8	3:40.076	1:34.059	1:10.782	55.235	81.2	19:08.614
9	2:11.304	42.113	43.998	45.193	200.0	21:33.952	9	2:10.448	41.804	43.994	44.650	184.9	21:19.062
10	2:12.274	42.306	44.413	45.555	205.7	23:46.226	10	2:11.093	41.740	44.381	44.972	210.5	23:30.155
11	2:13.470	42.362	44.964	46.144	210.5	25:59.696	11	2:10.681	41.388	44.204	45.089	208.0	25:40.836
12	2:13.484	42.807	44.824	45.853	206.5	28:13.180	12	2:10.265	41.439	44.002	44.824	201.1	27:51.101





Autodromo Nazionale Monza
Caterham Cup
Race - 1
Lap Analysis



9

Henri Bizet

AS **15**

Arnaud Mignatelli

AS

PALM

CCF

Lap D	Time	Sector 1	Sector 2	Sector 3	T. Spd	Elapsed	Lap D	Time	Sector 1	Sector 2	Sector 3	T. Spd	Elapsed
1	2:11.771	43.168	44.389	44.214	171.7	2:11.771	1	2:13.815	45.326	43.897	44.592	167.9	2:13.815
2	2:09.989	41.422	43.870	44.697	197.4	4:21.760	2	2:09.897	41.455	43.845	44.597	199.6	4:23.712
3	2:10.181	42.197	43.666	44.318	189.4	6:31.941	3	2:09.607	41.515	43.518	44.574	206.5	6:33.319
4	2:09.607	42.214	43.201	44.192	208.8	8:41.548	4	2:12.029	41.822	44.291	45.916	208.4	8:45.348
5	2:09.312	41.926	43.019	44.367	212.1	10:50.860	5	2:09.656	41.866	43.359	44.431	214.7	10:55.004
6	2:09.426	41.899	42.843	44.684	205.3	13:00.286	6	2:09.561	41.601	43.539	44.421	215.1	13:04.565
7	2:24.358	41.628	43.559	59.171	213.4	15:24.644	7	2:22.927	41.960	43.865	57.102	215.1	15:27.492
8	3:39.916	1:32.694	1:11.127	56.095	74.2	19:04.560	8	3:40.782	1:34.289	1:11.081	55.412	79.7	19:08.274
9	2:09.476	41.461	43.645	44.370	211.7	21:14.036	9	2:08.682	41.687	43.001	43.994	202.2	21:16.956
10	2:09.219	41.428	43.447	44.344	211.7	23:23.255	10	2:08.168	41.421	42.707	44.040	210.9	23:25.124
11	2:10.011	42.386	43.014	44.611	203.3	25:33.266	11	2:08.948	41.222	43.566	44.160	206.8	25:34.072
12	2:11.344	42.184	44.328	44.832	206.5	27:44.610	12	2:10.883	41.572	45.086	44.225	209.7	27:44.955

11

Frederic Allaire

AS **16**

Cyrille Baliki

AS

ST ELOI

PALM

Lap D	Time	Sector 1	Sector 2	Sector 3	T. Spd	Elapsed	Lap D	Time	Sector 1	Sector 2	Sector 3	T. Spd	Elapsed
1	2:22.901	50.570	46.500	45.831	160.7	2:22.901	1	2:20.062	48.741	46.015	45.306	170.3	2:20.062
2	2:12.907	42.846	44.619	45.442	176.7	4:35.808	2	2:10.780	42.129	43.721	44.930	203.0	4:30.842
3	2:12.830	42.340	45.431	45.059	192.8	6:48.638	3	2:10.712	41.854	44.495	44.363	200.0	6:41.554
4	2:12.629	41.897	44.544	46.188	199.2	9:01.267	4	2:10.234	41.875	43.775	44.584	193.8	8:51.788
5	2:14.477	43.341	44.545	46.591	186.8	11:15.744	5	2:10.955	42.248	44.083	44.624	204.9	11:02.743
6	2:11.351	42.235	44.315	44.801	198.5	13:27.095	6	2:10.457	42.188	44.018	44.251	208.8	13:13.200
7	2:26.413	42.655	46.521	57.237	194.9	15:53.508	7	2:26.859	41.978	44.312	1:00.569	204.9	15:40.059
8	3:34.470	1:24.271	1:12.906	57.293	151.8	19:27.978	8	3:36.850	1:30.624	1:12.125	54.101	93.4	19:16.909
9	2:12.979	42.064	44.604	46.311	201.1	21:40.957	9	2:11.533	41.813	44.286	45.434	211.3	21:28.442
10	2:10.915	42.121	43.371	45.423	203.3	23:51.872	10	2:11.348	42.003	44.207	45.138	210.9	23:39.790
11	2:12.020	42.265	44.503	45.252	196.0	26:03.892	11	41.481				211.7	
12	2:11.746	42.348	44.331	45.067	209.3	28:15.638							

12

Arnaud Griffon

AS

17 Sylvio Bossi


BS

PALM

CCF

Lap D	Time	Sector 1	Sector 2	Sector 3	T. Spd	Elapsed	Lap D	Time	Sector 1	Sector 2	Sector 3	T. Spd	Elapsed
1	2:15.823	46.833	44.129	44.861	162.8	2:15.823	1	2:22.437	49.563	46.932	45.942	163.1	2:22.437
2	2:10.432	41.598	44.190	44.644	206.5	4:26.255	2	2:12.031	41.948	43.477	46.606	186.8	4:34.468
3	2:10.876	41.604	44.101	45.171	206.1	6:37.131	3	2:12.456	41.982	43.843	46.631	199.2	6:46.924
4	2:11.046	41.585	44.549	44.912	202.2	8:48.177	4	2:13.700	42.377	45.596	45.727	209.3	9:00.624
5	2:13.255	42.553	45.580	45.122	210.9	11:01.432	5	2:14.504	42.880	45.634	45.990	203.7	11:15.128
6	2:11.214	41.804	44.218	45.192	213.8	13:12.646	6	2:11.492	42.064	43.791	45.637	208.4	13:26.620
7	2:25.862	42.070	44.249	59.543	209.3	15:38.508	7	2:23.341	42.364	46.277	54.700	203.7	15:49.961
8	3:36.915	1:31.026	1:11.766	54.123	92.2	19:15.423	8	3:36.341	1:26.897	1:12.851	56.593	126.7	19:26.302
9	2:09.581	41.456	43.445	44.680	200.0	21:25.004	9	2:13.095	42.214	44.468	46.413	203.7	21:39.397
10	2:10.578	41.761	43.488	45.329	212.5	23:35.582	10	2:12.307	41.732	44.650	45.925	204.1	23:51.704
11	2:12.088	42.239	43.878	45.971	214.2	25:47.670	11	2:12.789	41.832	45.626	45.331	204.1	26:04.493
12	2:12.082	42.049	44.192	45.841	209.3	27:59.752	12	2:12.736	42.180	44.357	46.199	198.1	28:17.229





Autodromo Nazionale Monza
Caterham Cup
Race - 1
Lap Analysis



20

Franck Chahinian

AS **24**

Henri Charpentier

AS

PALM

CCF

Lap D	Time	Sector 1	Sector 2	Sector 3	T. Spd	Elapsed	Lap D	Time	Sector 1	Sector 2	Sector 3	T. Spd	Elapsed
1	2:14.284	45.621	43.920	44.743	189.4	2:14.284	1	2:23.005	50.744	45.962	46.299	165.1	2:23.005
2	2:09.869	41.355	43.984	44.530	208.8	4:24.153	2	2:13.482	43.160	44.341	45.981	180.0	4:36.487
3	2:10.675	41.759	44.136	44.780	209.3	6:34.828	3	2:12.899	42.010	45.280	45.609	210.5	6:49.386
4	2:13.136	42.607	45.348	45.181	207.6	8:47.964	4	2:11.880	41.787	43.935	46.158	214.2	9:01.266
5	2:14.270	42.959	46.016	45.295	210.9	11:02.234	5	2:19.987	47.495	45.863	46.629	213.4	11:21.253
6	2:12.872	43.158	44.397	45.317	203.7	13:15.106	6	2:14.381	42.526	44.929	46.926	212.1	13:35.634
7	2:27.630	42.679	43.784	1:01.167	206.8	15:42.736	7	2:18.483	42.911	44.958	50.614	213.4	15:54.117
8	3:38.595	1:30.552	1:12.091	55.952	116.0	19:21.331	8	3:35.532	1:24.480	1:12.918	58.134	127.2	19:29.649
9	2:10.344	42.264	43.282	44.798	215.1	21:31.675	9	2:14.144	42.723	44.253	47.168	211.3	21:43.793
10	2:09.890	41.851	43.545	44.494	206.8	23:41.565	10	2:10.695	41.910	43.680	45.105	214.7	23:54.488
11	2:10.671	42.043	43.668	44.960	209.3	25:52.236	11	2:11.649	42.129	44.224	45.296	208.4	26:06.137
12	2:11.808	41.756	45.027	45.025	210.1	28:04.044	12	2:11.241	42.078	43.761	45.402	214.7	28:17.378

21

Bruno Aveque

AS **26**

Bruno Foure

BS

CCF

CCF

Lap D	Time	Sector 1	Sector 2	Sector 3	T. Spd	Elapsed	Lap D	Time	Sector 1	Sector 2	Sector 3	T. Spd	Elapsed
1	2:15.467	46.596	44.336	44.535	170.0	2:15.467	1	2:22.234	50.036	46.156	46.042	160.0	2:22.234
2	2:10.362	41.673	44.196	44.493	207.6	4:25.829	2	2:13.179	42.884	44.396	45.899	191.4	4:35.413
3	2:11.019	41.651	43.541	45.827	200.7	6:36.848	3	2:14.647	42.364	45.964	46.319	192.8	6:50.060
4	2:10.208	41.428	44.191	44.589	205.3	8:47.056	4	2:11.362	42.348	43.737	45.277	183.9	9:01.422
5	2:10.083	41.465	44.035	44.583	207.6	10:57.139	5	2:20.329	47.516	46.220	46.593	191.8	11:21.751
6	2:09.674	41.595	43.508	44.571	211.3	13:06.813	6	2:14.393	42.914	45.412	46.067	190.4	13:36.144
7	2:25.573	41.274	43.559	1:00.740	210.1	15:32.386	29 Eric Moussier AS						IND
8	3:40.496	1:32.759	1:10.870	56.867	70.7	19:12.882							IND
9	2:12.012	41.516	43.796	46.700	211.3	21:24.894	1	2:11.539	42.906	43.987	44.646	178.2	2:11.539
10	2:10.633	41.262	44.143	45.228	214.2	23:35.527	2	2:11.008	41.894	44.052	45.062	212.1	4:22.547
11	2:12.131	42.279	44.625	45.227	214.2	25:47.658	3	2:10.285	41.576	43.978	44.731	197.4	6:32.832
12	2:12.080	41.814	44.496	45.770	215.5	27:59.738	4	2:12.229	42.055	44.533	45.641	208.0	8:45.061

23

Pascal Wehrlen

AS

PALM

Lap D	Time	Sector 1	Sector 2	Sector 3	T. Spd	Elapsed	Lap D	Time	Sector 1	Sector 2	Sector 3	T. Spd	Elapsed
1	2:11.304	42.722	43.944	44.638	176.4	2:11.304	5	2:10.585	41.458	43.907	45.220	208.8	10:55.646
2	2:10.621	41.606	44.343	44.672	210.9	4:21.925	6	2:10.504	41.633	43.643	45.228	206.8	13:06.150
3	2:10.272	41.818	44.115	44.339	210.9	6:32.197	7	2:25.344	41.383	43.838	1:00.123	215.1	15:31.494
4	2:09.737	42.350	43.103	44.284	214.7	8:41.934	8	3:40.697	1:32.924	1:11.003	56.770	73.5	19:12.191
5	2:10.111	41.716	43.596	44.799	213.8	10:52.045	9	2:09.695	41.031	43.718	44.946	208.8	21:21.886
6	2:08.546	41.410	42.760	44.376	210.9	13:00.591	10	2:09.053	41.266	43.373	44.414	208.8	23:30.939
7	2:25.526	41.459	43.725	1:00.342	210.9	15:26.117	11	2:09.951	41.310	44.112	44.529	208.8	25:40.890
8	3:39.235	1:33.087	1:09.915	56.233	80.2	19:05.352	12	2:10.470	41.623	43.777	45.070	196.0	27:51.360
9	2:09.204	41.018	43.547	44.639	210.5	21:14.556	32 Jean Pierre Mignatelli BS						CCF
10	2:09.315	40.963	44.110	44.242	212.5	23:23.871							CCF
11	2:09.586	41.830	43.497	44.259	212.1	25:33.457	1	2:32.086	1:00.058	45.241	46.787	133.0	2:32.086
12	2:11.375	41.698	44.585	45.092	210.5	27:44.832	2	2:14.410	42.395	45.727	46.288	216.4	4:46.496

29

Eric Moussier

AS

IND


32

Jean Pierre Mignatelli

BS

CCF





Autodromo Nazionale Monza

Caterham Cup

Race - 1

Lap Analysis



37

Patrick Dehant

BS 48

Alain Girardot

BS

DOG RACING

CCF

Table with 14 columns: Lap D, Time, Sector 1, Sector 2, Sector 3, T. Spd, Elapsed, Lap D, Time, Sector 1, Sector 2, Sector 3, T. Spd, Elapsed. Contains data for driver 37 across 12 laps.

38

Claude Boueix

BS 57

Philippe Simon

BS

DOG RACING

PALM

Table with 14 columns: Lap D, Time, Sector 1, Sector 2, Sector 3, T. Spd, Elapsed, Lap D, Time, Sector 1, Sector 2, Sector 3, T. Spd, Elapsed. Contains data for driver 38 across 7 laps.

40

Alexis Gronier

AS

DOG RACING

Table with 14 columns: Lap D, Time, Sector 1, Sector 2, Sector 3, T. Spd, Elapsed, Lap D, Time, Sector 1, Sector 2, Sector 3, T. Spd, Elapsed. Contains data for driver 40 across 12 laps.

41

Pascal Meignan

AS

ST ELOI

Table with 14 columns: Lap D, Time, Sector 1, Sector 2, Sector 3, T. Spd, Elapsed, Lap D, Time, Sector 1, Sector 2, Sector 3, T. Spd, Elapsed. Contains data for driver 41 across 12 laps.

60


Francis Chatelain

AS

PALM

Table with 14 columns: Lap D, Time, Sector 1, Sector 2, Sector 3, T. Spd, Elapsed, Lap D, Time, Sector 1, Sector 2, Sector 3, T. Spd, Elapsed. Contains data for driver 60 across 12 laps.





Autodromo Nazionale Monza
Caterham Cup
Race - 1
Lap Analysis



61 Michel Cloud BS **75** Alexandre Pinto AS
CCF ST ELOI

Lap D	Time	Sector 1	Sector 2	Sector 3	T. Spd	Elapsed	Lap D	Time	Sector 1	Sector 2	Sector 3	T. Spd	Elapsed
1	2:24.267	51.971	46.070	46.226	157.8	2:24.267	1	2:19.693	48.267	45.707	45.719	171.4	2:19.693
2	2:13.878	42.320	45.092	46.466	194.9	4:38.145	2	2:10.601	41.706	43.793	45.102	193.2	4:30.294
3	2:13.558	42.740	44.533	46.285	201.4	6:51.703	3	2:10.733	41.955	43.752	45.026	192.8	6:41.027
4	2:13.317	41.826	45.074	46.417	202.2	9:05.020	4	2:10.811	41.743	44.013	45.055	185.5	8:51.838
5	2:15.894	43.079	46.090	46.725	208.8	11:20.914	5	2:12.663	42.450	44.186	46.027	186.8	11:04.501
6	2:15.206	43.089	45.442	46.675	197.8	13:36.120	6	2:10.074	41.451	43.840	44.783	205.3	13:14.575
7	2:22.243	46.032	46.049	50.162	204.9	15:58.363	7	2:27.011	41.348	43.928	1:01.735	210.1	15:41.586
8	3:33.643	1:21.570	1:12.989	59.084	130.9	19:32.006	8	3:37.746	1:30.852	1:11.944	54.950	98.0	19:19.332
9	2:15.394	42.877	45.830	46.687	204.9	21:47.400	9	2:10.742	41.909	43.777	45.056	194.9	21:30.074
10	2:13.528	42.382	45.138	46.008	210.5	24:00.928	10	2:10.071	41.686	43.968	44.417	190.1	23:40.145
11	2:14.567	42.043	45.594	46.930	211.3	26:15.495	11	2:12.057	41.499	44.892	45.666	197.4	25:52.202
12	2:15.400	43.047	45.743	46.610	209.3	28:30.895	12	2:11.796	41.758	44.258	45.780	205.3	28:03.998

69 Tone Le AS **87** Yann Gasparini AS
CCF ST ELOI

Lap D	Time	Sector 1	Sector 2	Sector 3	T. Spd	Elapsed	Lap D	Time	Sector 1	Sector 2	Sector 3	T. Spd	Elapsed
1	2:16.222	46.908	44.334	44.980	166.6	2:16.222	1	2:24.714	52.544	46.233	45.937	166.1	2:24.714
2	2:10.155	42.187	43.867	44.101	193.5	4:26.377	2	2:14.111	42.714	44.886	46.511	184.9	4:38.825
3	2:09.985	41.033	43.438	45.514	204.5	6:36.362	3	2:12.950	42.338	44.653	45.959	195.2	6:51.775
4	2:10.410	41.384	44.381	44.645	201.1	8:46.772	4	2:13.342	42.485	44.486	46.371	193.2	9:05.117
5	2:10.878	42.753	43.412	44.713	193.8	10:57.650	5	2:16.428	43.840	45.792	46.796	197.0	11:21.545
6	2:10.003	41.828	43.557	44.618	200.7	13:07.653	6	2:16.414	44.393	45.369	46.652	190.4	13:37.959
7	2:28.209	42.075	44.405	1:01.729	203.7	15:35.862							
8	3:37.690	1:31.113	1:11.362	55.215	84.0	19:13.552							
9	2:28.914	41.635	43.256	1:04.023	200.3	21:42.466							
10	2:11.496	42.144	43.999	45.353	206.8	23:53.962							
11	2:10.769	41.618	43.767	45.384	208.8	26:04.731							
12	2:10.828	42.141	44.112	44.575	194.5	28:15.559							

72 Nicolas Cottancin AS **92** Olivier Loï AS
CCF ST ELOI

Lap D	Time	Sector 1	Sector 2	Sector 3	T. Spd	Elapsed	Lap D	Time	Sector 1	Sector 2	Sector 3	T. Spd	Elapsed
1	2:27.185	53.906	46.009	47.270	151.8	2:27.185	1	2:20.841	49.585	45.558	45.698	166.4	2:20.841
2	2:13.109	42.600	45.079	45.430	188.1	4:40.294	2	2:11.185	42.065	44.495	44.625	193.8	4:32.026
3	2:12.622	42.645	43.989	45.988	185.8	6:52.916	3	2:35.959 P	42.137	45.523	1:08.299	215.1	7:07.985

72 Nicolas Cottancin AS **96** Hervé Cordel AS
CCF ST ELOI

Lap D	Time	Sector 1	Sector 2	Sector 3	T. Spd	Elapsed	Lap D	Time	Sector 1	Sector 2	Sector 3	T. Spd	Elapsed
1	2:27.185	53.906	46.009	47.270	151.8	2:27.185	1	2:20.841	49.585	45.558	45.698	166.4	2:20.841
2	2:13.109	42.600	45.079	45.430	188.1	4:40.294	2	2:11.185	42.065	44.495	44.625	193.8	4:32.026
3	2:12.622	42.645	43.989	45.988	185.8	6:52.916	3	2:35.959 P	42.137	45.523	1:08.299	215.1	7:07.985

72 Nicolas Cottancin AS **98** Olivier Guerin AS
CCF ST ELOI

Lap D	Time	Sector 1	Sector 2	Sector 3	T. Spd	Elapsed	Lap D	Time	Sector 1	Sector 2	Sector 3	T. Spd	Elapsed
1	2:27.185	53.906	46.009	47.270	151.8	2:27.185	1	2:14.722	45.355	43.869	45.498	183.9	2:14.722
2	2:13.109	42.600	45.079	45.430	188.1	4:40.294	2	2:10.833	41.384	43.973	45.476	213.0	4:25.555
3	2:12.622	42.645	43.989	45.988	185.8	6:52.916	3	2:10.414	41.316	43.762	45.336	210.9	6:35.969
4	2:13.754	43.047	44.760	45.947	204.5	9:06.670	4	2:11.185	41.471	45.357	44.357	216.4	8:47.154
5	2:15.507	42.800	46.312	46.395	212.5	11:22.177	5	2:09.817	41.352	43.430	45.035	216.4	10:56.971
6	2:14.391	43.771	44.928	45.692	186.8	13:36.568	6	2:09.838	41.781	43.744	44.313	211.3	13:06.809
7	2:22.153	46.114	46.264	49.775	196.7	15:58.721	7	2:27.645	41.326	43.996	1:02.323	212.1	15:34.454
8	3:34.026	1:22.040	1:12.703	59.283	112.7	19:32.747	8	3:38.515	1:31.553	1:11.492	55.470	88.8	19:12.969
9	2:11.753	42.317	44.094	45.342	187.1	21:44.500	9	3:05.238 P	40.842	43.702	1:40.694	215.5	22:18.207
10	2:13.985	44.302	44.076	45.607	186.5	23:58.485							
11	2:12.712	42.275	44.555	45.882	200.7	26:11.197							
12	2:14.112	43.330	44.868	45.914	184.9	28:25.309							





Autodromo Nazionale Monza

Caterham Cup

Race - 1

Lap Analysis



99

Loic Martinez

BS

CCF

Lap	D	Time	Sector 1	Sector 2	Sector 3	T. Spd	Elapsed
1		2:18.734	48.545	45.438	44.751	173.0	2:18.734
2		2:10.961	41.988	44.075	44.898	195.6	4:29.695
3		2:10.552	42.429	43.445	44.678	191.8	6:40.247
4		2:11.023	42.158	44.115	44.750	190.4	8:51.270
5		2:10.569	42.048	43.702	44.819	201.4	11:01.839
6		2:10.686	41.870	44.032	44.784	203.3	13:12.525
7		2:27.904	42.667	44.366	1:00.871	204.1	15:40.429
8		3:37.866	1:31.127	1:12.271	54.468	93.3	19:18.295
9		2:11.295	42.067	44.131	45.097	197.8	21:29.590
10		2:10.103	42.062	43.547	44.494	205.7	23:39.693
11		2:11.966	41.758	44.880	45.328	205.3	25:51.659
12		2:12.006	41.998	44.540	45.468	207.2	28:03.665


233

Gilles Charpentier

AS

CCF

Lap	D	Time	Sector 1	Sector 2	Sector 3	T. Spd	Elapsed
1		2:26.446	53.304	46.337	46.805	150.6	2:26.446
2		2:13.063	42.414	44.792	45.857	191.4	4:39.509
3		2:13.358	42.596	44.698	46.064	173.3	6:52.867
4		2:13.780	43.085	44.756	45.939	184.9	9:06.647
5		2:14.687	42.871	45.600	46.216	206.5	11:21.334
6		2:15.793	43.266	46.484	46.043	196.3	13:37.127
7		2:21.817	45.723	46.723	49.371	194.5	15:58.944
8		3:34.479	1:22.522	1:12.567	59.390	100.8	19:33.423
9		2:15.409	42.324	47.401	45.684	188.4	21:48.832
10			42.243			188.1	



Autodromo Nazionale Monza
Caterham Cup
Race - 1
Analysis by Lap



Num	Lap Time	Gap	Num	Lap Time	Gap	Num	Lap Time	Gap	Num	Lap Time	Gap	Num	Lap Time	Gap
Lap 1														
6	2:11.243		23	2:10.621	00.165	7	2:09.323	01.062	69	2:10.410	05.224	40	2:10.929	10.399
23	2:11.304	00.061	29	2:11.008	00.787	15	2:09.607	01.378	3	2:10.723	05.239	12	2:13.255	10.572
29	2:11.539	00.296	48	2:09.504	01.037	60	2:10.004	02.811	21	2:10.208	05.508	99	2:10.569	10.979
9	2:11.771	00.528	7	2:10.377	01.920	20	2:10.675	02.887	98	2:11.185	05.606	20	2:14.270	11.374
48	2:13.293	02.050	15	2:09.897	01.952	98	2:10.414	04.028	20	2:13.136	06.416	16	2:10.955	11.883
7	2:13.303	02.060	20	2:09.869	02.393	3	2:10.812	04.123	12	2:11.046	06.629	75	2:12.663	13.641
15	2:13.815	02.572	60	2:09.631	02.988	69	2:09.985	04.421	40	2:09.625	08.782	41	2:11.200	14.316
20	2:14.284	03.041	3	2:09.914	03.492	21	2:11.019	04.907	99	2:11.023	09.722	4	2:13.699	14.376
98	2:14.722	03.479	98	2:10.833	03.795	12	2:10.876	05.190	4	2:11.112	09.989	37	2:13.208	22.779
60	2:15.117	03.874	21	2:10.362	04.069	99	2:10.552	08.306	16	2:10.234	10.240	5	2:13.195	23.070
3	2:15.338	04.095	12	2:10.432	04.495	4	2:12.219	08.484	75	2:10.811	10.290	17	2:14.504	24.268
21	2:15.467	04.224	69	2:10.155	04.617	40	2:10.968	08.764	41	2:11.227	12.428	11	2:14.477	24.884
12	2:15.823	04.580	4	2:11.162	06.446	75	2:10.733	09.086	37	2:12.732	18.883	57	2:15.654	29.587
69	2:16.222	04.979	99	2:10.961	07.935	16	2:10.712	09.613	17	2:13.700	19.076	61	2:15.894	30.054
4	2:17.044	05.801	40	2:10.543	07.977	41	2:10.480	10.808	5	2:13.538	19.187	24	2:19.987	30.393
99	2:18.734	07.491	75	2:10.601	08.534	17	2:12.456	14.983	24	2:11.880	19.718	233	2:14.687	30.474
40	2:19.194	07.951	16	2:10.780	09.082	5	2:12.563	15.256	11	2:12.629	19.719	87	2:16.428	30.685
75	2:19.693	08.450	96	2:11.185	10.266	37	2:12.035	15.758	26	2:11.362	19.874	26	2:20.329	30.891
16	2:20.062	08.819	41	2:12.166	10.509	11	2:12.830	16.697	57	2:13.996	23.245	38	2:13.759	31.245
41	2:20.103	08.860	17	2:12.031	12.708	24	2:12.899	17.445	61	2:13.317	23.472	72	2:15.507	31.317
96	2:20.841	09.598	5	2:13.131	12.874	26	2:14.647	18.119	87	2:13.342	23.569	32	2:12.229	34.723
5	2:21.503	10.260	26	2:13.179	13.653	57	2:13.072	18.856	233	2:13.780	25.099	2	2:20.664	54.978
26	2:22.234	10.991	37	2:12.206	13.904	61	2:13.558	19.762	72	2:13.754	25.122	Num Lap Time Gap		
17	2:22.437	11.194	11	2:12.907	14.048	87	2:12.950	19.834	38	2:12.590	26.798	Lap 6		
11	2:22.901	11.658	24	2:13.482	14.727	233	2:13.358	20.926	32	2:13.094	31.806	6	2:09.201	
24	2:23.005	11.762	57	2:13.632	15.965	72	2:12.622	20.975	2	2:18.958	43.626	9	2:09.426	00.004
37	2:23.458	12.215	61	2:13.878	16.385	38	2:13.879	23.815	Num Lap Time Gap			23	2:08.546	00.309
57	2:24.093	12.850	87	2:14.111	17.065	32	2:13.764	28.319	Lap 5			48	2:08.586	00.416
61	2:24.267	13.024	233	2:13.063	17.749	2	2:17.914	34.275	9	2:09.312		15	2:09.561	04.283
87	2:24.714	13.471	72	2:13.109	18.534	96	2:35.959	36.044	6	2:09.522	00.221	7	2:10.289	04.921
233	2:26.446	15.203	38	2:14.927	20.117	Num Lap Time Gap			23	2:10.111	01.185	60	2:10.209	05.255
38	2:26.950	15.707	32	2:14.410	24.736	Lap 4			48	2:09.793	01.252	3	2:09.922	05.359
72	2:27.185	15.942	2	2:17.648	26.542	9	2:09.607		7	2:10.206	04.054	29	2:10.504	05.868
2	2:30.654	19.411	Num Lap Time Gap			6	2:09.618	00.011	15	2:09.656	04.144	98	2:09.838	06.527
32	2:32.086	20.843	Lap 3			23	2:09.737	00.386	60	2:10.198	04.468	21	2:09.674	06.531
Num Lap Time Gap			6	2:10.175		48	2:09.876	00.771	29	2:10.585	04.786	69	2:10.003	07.371
Lap 2			9	2:10.181	0 Lap	7	2:11.705	03.160	3	2:08.932	04.859	99	2:10.686	12.243
9	2:09.989		23	2:10.272	00.256	29	2:12.229	03.513	98	2:09.817	06.111	12	2:11.214	12.364
6	2:10.523	00.006	48	2:09.646	00.502	60	2:10.378	03.582	21	2:10.083	06.279	40	2:11.620	12.597
			29	2:10.285	00.891	15	2:12.029	03.800	69	2:10.878	06.790	16	2:10.457	12.918





Autodromo Nazionale Monza

Caterham Cup

Race - 1

Analysis by Lap



Autodromo Nazionale Monza 5.793 m.

Num	Lap Time	Gap	Num	Lap Time	Gap	Num	Lap Time	Gap	Num	Lap Time	Gap	Num	Lap Time	Gap
75	2:10.074	14.293	37	2:20.092	23.039	72	3:34.026	28.469	48	2:07.899	01.538	20	2:10.671	18.994
20	2:12.872	14.824	17	2:23.341	26.183	233	3:34.479	29.145	15	2:08.168	01.869	41	2:10.837	20.010
41	2:12.687	17.581	11	2:26.413	29.730	2	2:31.869	41.043	3	2:09.863	06.381	4	2:13.470	26.454
4	2:13.415	18.369	5	2:26.940	29.732	Num Lap Time Gap			7	2:11.093	06.900	37	2:12.381	30.555
5	2:12.640	26.288	24	2:18.483	30.339	Lap 9			60	2:08.487	07.227	11	2:12.020	30.650
17	2:11.492	26.338	57	2:22.012	33.963	9	2:09.476		29	2:09.053	07.684	17	2:12.789	31.251
37	2:13.086	26.443	61	2:22.243	34.585	6	2:09.780	00.022	21	2:10.633	12.272	69	2:10.769	31.489
11	2:11.351	26.813	72	2:22.153	34.943	23	2:09.204	00.520	12	2:10.578	12.327	24	2:11.649	32.895
24	2:14.381	35.352	233	2:21.817	35.166	48	2:09.267	02.858	40	2:11.348	12.612	72	2:12.712	37.955
57	2:15.282	35.447	2	3:09.994	1:49.674	15	2:08.682	02.920	99	2:10.103	16.438	57	2:14.301	38.297
61	2:15.206	35.838	32	3:44.689	1:59.394	7	2:10.448	05.026	16	2:11.348	16.535	61	2:14.567	42.253
26	2:14.393	35.862	Num Lap Time Gap			3	2:09.602	05.737	75	2:10.071	16.890	2	2:18.972	1:10.666
72	2:14.391	36.286	Lap 8			29	2:09.695	07.850	20	2:09.890	18.310	Num Lap Time Gap		
233	2:15.793	36.845	6	3:40.500		60	2:11.397	07.959	41	2:10.287	19.160	Lap 12		
87	2:16.414	37.677	9	3:39.916	00.282	40	2:09.726	10.483	4	2:12.274	22.971	6	2:11.362	
38	2:16.119	37.942	23	3:39.235	01.074	21	2:12.012	10.858	37	2:12.219	28.161	9	2:11.344	00.006
32	2:12.900	38.201	48	3:40.800	03.349	12	2:09.581	10.968	17	2:12.307	28.449	23	2:11.375	00.228
2	2:17.620	1:03.176	15	3:40.782	03.996	16	2:11.533	14.406	11	2:10.915	28.617	15	2:10.883	00.351
Num Lap Time Gap			7	3:40.076	04.336	99	2:11.295	15.554	69	2:11.496	30.707	48	2:11.959	00.985
Lap 7			3	3:41.048	05.893	75	2:10.742	16.038	24	2:10.695	31.233	3	2:10.775	05.985
6	2:23.496		60	3:39.858	06.320	20	2:10.344	17.639	57	2:12.489	33.983	60	2:10.357	06.109
9	2:24.358	00.866	29	3:40.697	07.913	41	2:10.303	18.092	72	2:13.985	35.230	7	2:10.265	06.497
23	2:25.526	02.339	21	3:40.496	08.604	4	2:11.304	19.916	61	2:13.528	37.673	29	2:10.470	06.756
48	2:26.129	03.049	98	3:38.515	08.691	37	2:13.710	25.161	2	2:19.069	1:01.681	21	2:12.080	15.134
15	2:22.927	03.714	69	3:37.690	09.274	17	2:13.095	25.361	Num Lap Time Gap			12	2:12.082	15.148
7	2:23.335	04.760	40	3:37.546	10.515	11	2:12.979	26.921	Lap 11			40	2:11.967	15.223
3	2:23.482	05.345	12	3:36.915	11.145	69	2:28.914	28.430	6	2:09.980		99	2:12.006	19.061
60	2:25.203	06.962	16	3:36.850	12.631	24	2:14.144	29.757	9	2:10.011	00.024	75	2:11.796	19.394
29	2:25.344	07.716	99	3:37.866	14.017	72	2:11.753	30.464	23	2:09.586	00.215	20	2:11.808	19.440
21	2:25.573	08.608	75	3:37.746	15.054	57	2:13.756	30.713	48	2:08.837	00.388	41	2:11.019	19.667
98	2:27.645	10.676	20	3:38.595	17.053	61	2:15.394	33.364	15	2:08.948	00.830	4	2:13.484	28.576
69	2:28.209	12.084	41	3:37.422	17.547	5	2:18.731	34.436	3	2:10.178	06.572	37	2:11.727	30.920
40	2:24.368	13.469	4	3:36.943	18.370	233	2:15.409	34.796	60	2:09.874	07.114	69	2:10.828	30.955
12	2:25.862	14.730	37	3:38.670	21.209	2	2:20.546	51.831	7	2:10.681	07.594	11	2:11.746	31.034
16	2:26.859	16.281	17	3:36.341	22.024	98	3:05.238	1:04.171	29	2:09.951	07.648	17	2:12.736	32.625
99	2:27.904	16.651	11	3:34.470	23.700	Num Lap Time Gap			21	2:12.131	14.416	24	2:11.241	32.774
75	2:27.011	17.808	24	3:35.532	25.371	Lap 10			12	2:12.088	14.428	72	2:14.112	40.705
20	2:27.630	18.958	5	3:36.231	25.463	9	2:09.219		40	2:11.993	14.618	57	2:14.512	41.447
41	2:26.540	20.625	57	3:33.252	26.715	6	2:09.204	00.007	99	2:11.966	18.417	61	2:15.400	46.291
4	2:27.054	21.927	61	3:33.643	27.728	23	2:09.315	00.616	75	2:12.057	18.960	2	2:19.740	1:19.044





Autodromo Nazionale Monza

Caterham Cup

Race - 1

Best Sectors Results



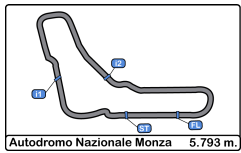
Sector - 1				Sector - 2				Sector - 3				Ideal Lap vs Best Lap			
Clas	Nº	Driver	Time	Nº	Driver	Time	Nº	Driver	Time	Clas	Nº	Driver	Ideal Lap	Best Lap	Clas
1	98	Olivier Guerin	40.842	15	Arnaud Mignatelli	42.707	48	Alain Girardot	43.852	1	48	Alain Girardot	2:07.706	2:07.899	1
2	3	Rémi Sauget	40.888	23	Pascal Wehrlen	42.760	6	Antoine Miquel	43.876	2	15	Arnaud Mignatelli	2:07.923	2:08.168	2
3	23	Pascal Wehrlen	40.963	48	Alain Girardot	42.840	15	Arnaud Mignatelli	43.994	3	3	Rémi Sauget	2:07.946	2:08.932	5
4	48	Alain Girardot	41.014	9	Henri Bizet	42.843	69	Tone Le	44.101	4	23	Pascal Wehrlen	2:07.965	2:08.546	4
5	29	Eric Moussier	41.031	3	Rémi Sauget	42.944	3	Rémi Sauget	44.114	5	69	Tone Le	2:08.390	2:09.985	15
6	69	Tone Le	41.033	60	Francis Chatelain	43.092	60	Francis Chatelain	44.164	6	60	Francis Chatelain	2:08.391	2:08.487	3
7	60	Francis Chatelain	41.135	40	Alexis Gronier	43.101	9	Henri Bizet	44.192	7	6	Antoine Miquel	2:08.412	2:09.201	7
8	15	Arnaud Mignatelli	41.222	6	Antoine Miquel	43.173	23	Pascal Wehrlen	44.242	8	9	Henri Bizet	2:08.457	2:09.219	8
9	21	Bruno Aveque	41.262	69	Tone Le	43.256	16	Cyrille Baliki	44.251	9	98	Olivier Guerin	2:08.585	2:09.817	13
10	7	Laura Chatelain	41.340	20	Franck Chahinian	43.282	98	Olivier Guerin	44.313	10	29	Eric Moussier	2:08.818	2:09.053	6
11	75	Alexandre Pinto	41.348	11	Frederic Allaire	43.371	29	Eric Moussier	44.414	11	40	Alexis Gronier	2:09.049	2:09.625	11
12	20	Franck Chahinian	41.355	29	Eric Moussier	43.373	75	Alexandre Pinto	44.417	12	20	Franck Chahinian	2:09.131	2:09.869	14
13	6	Antoine Miquel	41.363	7	Laura Chatelain	43.380	7	Laura Chatelain	44.449	13	7	Laura Chatelain	2:09.169	2:09.323	9
14	9	Henri Bizet	41.422	98	Olivier Guerin	43.430	40	Alexis Gronier	44.459	14	21	Bruno Aveque	2:09.263	2:09.674	12
15	12	Arnaud Griffon	41.456	12	Arnaud Griffon	43.445	21	Bruno Aveque	44.493	15	16	Cyrille Baliki	2:09.453	2:10.234	18
16	16	Cyrille Baliki	41.481	99	Loic Martinez	43.445	20	Franck Chahinian	44.494	16	75	Alexandre Pinto	2:09.517	2:10.071	16
17	40	Alexis Gronier	41.489	17	Sylvio Bossi	43.477	99	Loic Martinez	44.494	17	12	Arnaud Griffon	2:09.545	2:09.581	10
18	41	Pascal Meignan	41.599	21	Bruno Aveque	43.508	41	Pascal Meignan	44.596	18	99	Loic Martinez	2:09.697	2:10.103	17
19	5	Pierre Jean Reypin	41.729	92	Olivier Loï	43.570	4	Bruno Georgeon	44.616	19	41	Pascal Meignan	2:09.953	2:10.287	19
20	17	Sylvio Bossi	41.732	24	Henri Charpentier	43.680	96	Hervé Cordel	44.625	20	11	Frederic Allaire	2:10.069	2:10.915	21
21	99	Loic Martinez	41.758	16	Cyrille Baliki	43.721	12	Arnaud Griffon	44.644	21	4	Bruno Georgeon	2:10.424	2:11.112	22
22	38	Claude Boueix	41.769	26	Bruno Foure	43.737	11	Frederic Allaire	44.801	22	17	Sylvio Bossi	2:10.540	2:11.492	25
23	24	Henri Charpentier	41.787	75	Alexandre Pinto	43.752	24	Henri Charpentier	45.105	23	24	Henri Charpentier	2:10.572	2:10.695	20
24	4	Bruno Georgeon	41.810	41	Pascal Meignan	43.758	26	Bruno Foure	45.277	24	96	Hervé Cordel	2:11.185	2:11.185	23
25	61	Michel Cloud	41.826	72	Nicolas Cottancin	43.989	17	Sylvio Bossi	45.331	25	37	Patrick Dehant	2:11.277	2:11.727	26
26	37	Patrick Dehant	41.874	4	Bruno Georgeon	43.998	32	Jean Pierre Mignatelli	45.341	26	26	Bruno Foure	2:11.362	2:11.362	24
27	11	Frederic Allaire	41.897	37	Patrick Dehant	44.047	72	Nicolas Cottancin	45.342	27	5	Pierre Jean Reypin	2:11.502	2:12.563	30
28	96	Hervé Cordel	42.065	57	Philippe Simon	44.063	37	Patrick Dehant	45.356	28	72	Nicolas Cottancin	2:11.606	2:11.753	27
29	57	Philippe Simon	42.071	5	Pierre Jean Reypin	44.221	5	Pierre Jean Reypin	45.552	29	57	Philippe Simon	2:12.048	2:12.489	29
30	23	Gilles Charpentier	42.243	87	Yann Gasparini	44.486	233	Gilles Charpentier	45.684	30	32	Jean Pierre Mignatelli	2:12.148	2:12.229	28
31	72	Nicolas Cottancin	42.275	96	Hervé Cordel	44.495	38	Claude Boueix	45.887	31	61	Michel Cloud	2:12.367	2:13.317	34
32	32	Jean Pierre Mignatelli	42.289	32	Jean Pierre Mignatelli	44.518	57	Philippe Simon	45.914	32	38	Claude Boueix	2:12.534	2:12.590	31
33	87	Yann Gasparini	42.338	61	Michel Cloud	44.533	87	Yann Gasparini	45.937	33	233	Gilles Charpentier	2:12.625	2:13.063	33
34	26	Bruno Foure	42.348	233	Gilles Charpentier	44.698	61	Michel Cloud	46.008	34	87	Yann Gasparini	2:12.761	2:12.950	32
35	2	François Jaffredo	43.015	38	Claude Boueix	44.878	2	François Jaffredo	47.906	35	2	François Jaffredo	2:17.431	2:17.620	35
36	92	Olivier Loï	46.599	2	François Jaffredo	46.510	92	Olivier Loï	Transpo	36	92	Olivier Loï	Transpo	Transpo	36



Autodromo Nazionale Monza
 Caterham Cup
 Race - 1
 Leader Sequence



N°	Driver	Team	Class	Start Lap	End Lap	Laps	Total Laps
6	Antoine Miquel	CCF	AS	1	1	1	1
9	Henri Bizet	PALM	AS	2	2	1	1
6	Antoine Miquel	CCF	AS	3	3	1	2
9	Henri Bizet	PALM	AS	4	5	2	3
6	Antoine Miquel	CCF	AS	6	8	3	5
9	Henri Bizet	PALM	AS	9	10	2	5
6	Antoine Miquel	CCF	AS	11	12	2	7



Autodromo Nazionale Monza

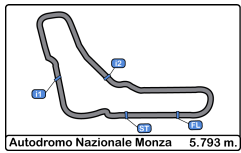
Caterham Cup

Race - 1

Best 5 Lap Times



Cls	N°	Driver	Team	Class	Best 1		Best 2		Best 3		Best 4		Best 5	
					Time	Lap	Time	Lap	Time	Lap	Time	Lap	Time	Lap
1	48	Alain Girardot	CCF	BS	2:07.899	10	2:08.586	6	2:08.837	11	2:09.267	9	2:09.504	2
2	15	Arnaud Mignatelli	CCF	AS	2:08.168	10	2:08.682	9	2:08.948	11	2:09.561	6	2:09.607	3
3	60	Francis Chatelain	PALM	AS	2:08.487	10	2:09.631	2	2:09.874	11	2:10.004	3	2:10.198	5
4	23	Pascal Wehrlen	PALM	AS	2:08.546	6	2:09.204	9	2:09.315	10	2:09.586	11	2:09.737	4
5	3	Rémi Sauget	PALM	AS	2:08.932	5	2:09.602	9	2:09.863	10	2:09.914	2	2:09.922	6
6	29	Eric Moussier	IND	AS	2:09.053	10	2:09.695	9	2:09.951	11	2:10.285	3	2:10.470	12
7	6	Antoine Miquel	CCF	AS	2:09.201	6	2:09.204	10	2:09.522	5	2:09.618	4	2:09.780	9
8	9	Henri Bizet	PALM	AS	2:09.219	10	2:09.312	5	2:09.426	6	2:09.476	9	2:09.607	4
9	7	Laura Chatelain	CCF	AS	2:09.323	3	2:10.206	5	2:10.265	12	2:10.289	6	2:10.377	2
10	12	Arnaud Griffon	PALM	AS	2:09.581	9	2:10.432	2	2:10.578	10	2:10.876	3	2:11.046	4
11	40	Alexis Gronier	DOG RACING	AS	2:09.625	4	2:09.726	9	2:10.543	2	2:10.929	5	2:10.968	3
12	21	Bruno Aveque	CCF	AS	2:09.674	6	2:10.083	5	2:10.208	4	2:10.362	2	2:10.633	10
13	98	Olivier Guerin	CCF	AS	2:09.817	5	2:09.838	6	2:10.414	3	2:10.833	2	2:11.185	4
14	20	Franck Chahinian	PALM	AS	2:09.869	2	2:09.890	10	2:10.344	9	2:10.671	11	2:10.675	3
15	69	Tone Le	CCF	AS	2:09.985	3	2:10.003	6	2:10.155	2	2:10.410	4	2:10.769	11
16	75	Alexandre Pinto	ST ELOI	AS	2:10.071	10	2:10.074	6	2:10.601	2	2:10.733	3	2:10.742	9
17	99	Loic Martinez	CCF	BS	2:10.103	10	2:10.552	3	2:10.569	5	2:10.686	6	2:10.961	2
18	16	Cyrille Baliki	PALM	AS	2:10.234	4	2:10.457	6	2:10.712	3	2:10.780	2	2:10.955	5
19	41	Pascal Meignan	ST ELOI	AS	2:10.287	10	2:10.303	9	2:10.480	3	2:10.837	11	2:11.019	12
20	24	Henri Charpentier	CCF	AS	2:10.695	10	2:11.241	12	2:11.649	11	2:11.880	4	2:12.899	3
21	11	Frederic Allaire	ST ELOI	AS	2:10.915	10	2:11.351	6	2:11.746	12	2:12.020	11	2:12.629	4
22	4	Bruno Georgeon	ROSSELSP	AS	2:11.112	4	2:11.162	2	2:11.304	9	2:12.219	3	2:12.274	10
23	96	Hervé Cordel	CCF	AS	2:11.185	2	2:20.841	1	2:35.959	3				
24	26	Bruno Foure	CCF	BS	2:11.362	4	2:13.179	2	2:14.393	6	2:14.647	3	2:20.329	5
25	17	Sylvio Bossi	CCF	BS	2:11.492	6	2:12.031	2	2:12.307	10	2:12.456	3	2:12.736	12
26	37	Patrick Dehant	DOG RACING	BS	2:11.727	12	2:12.035	3	2:12.206	2	2:12.219	10	2:12.381	11
27	72	Nicolas Cottancin	CCF	AS	2:11.753	9	2:12.622	3	2:12.712	11	2:13.109	2	2:13.754	4
28	32	Jean Pierre Mignatelli	CCF	BS	2:12.229	5	2:12.900	6	2:13.094	4	2:13.764	3	2:14.410	2
29	57	Philippe Simon	PALM	BS	2:12.489	10	2:13.072	3	2:13.632	2	2:13.756	9	2:13.996	4
30	5	Pierre Jean Rey-pin	ROSSELSP	AS	2:12.563	3	2:12.640	6	2:13.131	2	2:13.195	5	2:13.538	4
31	38	Claude Boueix	DOG RACING	BS	2:12.590	4	2:13.759	5	2:13.879	3	2:14.927	2	2:16.119	6
32	87	Yann Gasparini	ST ELOI	AS	2:12.950	3	2:13.342	4	2:14.111	2	2:16.414	6	2:16.428	5
33	23	Gilles Charpentier	CCF	AS	2:13.063	2	2:13.358	3	2:13.780	4	2:14.687	5	2:15.409	9
34	61	Michel Cloud	CCF	BS	2:13.317	4	2:13.528	10	2:13.558	3	2:13.878	2	2:14.567	11
35	2	François Jaffredo	ROSSELSP	AS	2:17.620	6	2:17.648	2	2:17.914	3	2:18.958	4	2:18.972	11
36	92	Olivier Loï	ST ELOI	AS										



Autodromo Nazionale Monza

Caterham Cup

Race - 1

Best 5 Top Speeds



Cls	N°	Driver	Team	Class	Top 1		Top 2		Top 3		Top 4		Top 5		Avg
					Km/h	Lap	Km/h	Lap	Km/h	Lap	Km/h	Lap	Km/h	Lap	
1	32	Jean Pierre Mignatelli	CCF	BS	216.4	2	215.1	6	213.0	5	212.5	3	211.7	4	213.7
2	98	Olivier Guerin	CCF	AS	216.4	4	216.4	5	215.5	9	213.0	2	212.1	7	214.7
3	40	Alexis Gronier	DOG RACING	AS	216.0	10	215.1	5	214.7	7	206.1	3	205.7	11	211.5
4	21	Bruno Aveque	CCF	AS	215.5	12	214.2	10	214.2	11	211.3	6	211.3	9	213.3
5	15	Arnaud Mignatelli	CCF	AS	215.1	6	215.1	7	214.7	5	210.9	10	209.7	12	213.1
6	20	Franck Chahinian	PALM	AS	215.1	9	210.9	5	210.1	12	209.3	3	209.3	11	210.9
7	29	Eric Moussier	IND	AS	215.1	7	212.1	2	208.8	5	208.8	9	208.8	10	210.8
8	96	Hervé Cordel	CCF	AS	215.1	3	193.8	2	166.4	1					191.8
9	6	Antoine Miquel	CCF	AS	214.7	6	214.7	7	213.4	4	213.0	10	212.5	2	213.6
10	23	Pascal Wehrlen	PALM	AS	214.7	4	213.8	5	212.5	10	212.1	11	210.9	2	212.8
11	24	Henri Charpentier	CCF	AS	214.7	10	214.7	12	214.2	4	213.4	5	213.4	7	214.1
12	7	Laura Chatelain	CCF	AS	214.2	6	210.5	5	210.5	10	208.4	7	208.0	2	210.3
13	12	Arnaud Griffon	PALM	AS	214.2	11	213.8	6	212.5	10	210.9	5	209.3	7	212.1
14	60	Francis Chatelain	PALM	AS	214.2	4	213.4	5	213.0	7	212.5	2	211.7	6	213.0
15	5	Pierre Jean Reypin	ROSSELSP	AS	213.8	7	208.0	3	205.3	5	204.5	10	203.3	6	207.0
16	48	Alain Girardot	CCF	BS	213.8	11	211.7	10	209.3	9	207.2	2	202.2	12	208.8
17	9	Henri Bizet	PALM	AS	213.4	7	212.1	5	211.7	9	211.7	10	208.8	4	211.6
18	3	Rémi Sauget	PALM	AS	213.0	2	212.5	7	211.3	11	210.5	5	210.1	6	211.5
19	37	Patrick Dehant	DOG RACING	BS	213.0	12	212.1	7	210.9	5	210.5	4	209.7	6	211.2
20	38	Claude Boueix	DOG RACING	BS	212.5	4	204.5	5	203.3	7	198.1	3	194.5	2	202.6
21	72	Nicolas Cottancin	CCF	AS	212.5	5	204.5	4	200.7	11	196.7	7	188.1	2	200.5
22	16	Cyrille Baliki	PALM	AS	211.7	11	211.3	9	210.9	10	208.8	6	204.9	5	209.5
23	57	Philippe Simon	PALM	BS	211.7	5	208.8	11	207.2	7	200.7	4	198.8	12	205.5
24	61	Michel Cloud	CCF	BS	211.3	11	210.5	10	209.3	12	208.8	5	204.9	7	209.0
25	41	Pascal Meignan	ST ELOI	AS	210.9	7	203.0	12	200.3	6	196.0	4	194.9	11	201.0
26	4	Bruno Georgeon	ROSSELSP	AS	210.5	11	208.8	7	208.4	5	208.0	3	207.2	2	208.6
27	75	Alexandre Pinto	ST ELOI	AS	210.1	7	205.3	6	205.3	12	197.4	11	194.9	9	202.6
28	2	François Jaffredo	ROSSELSP	AS	209.7	2	209.7	10	209.3	11	209.3	12	208.8	4	209.3
29	11	Frederic Allaire	ST ELOI	AS	209.3	12	203.3	10	201.1	9	199.2	4	198.5	6	202.3
30	17	Sylvio Bossi	CCF	BS	209.3	4	208.4	6	204.1	10	204.1	11	203.7	5	205.9
31	69	Tone Le	CCF	AS	208.8	11	206.8	10	204.5	3	203.7	7	201.1	4	205.0
32	99	Loic Martinez	CCF	BS	207.2	12	205.7	10	205.3	11	204.1	7	203.3	6	205.1
33	23	Gilles Charpentier	CCF	AS	206.5	5	196.3	6	194.5	7	191.4	2	188.4	9	195.4
34	87	Yann Gasparini	ST ELOI	AS	197.0	5	195.2	3	193.2	4	190.4	6	184.9	2	192.1
35	26	Bruno Foure	CCF	BS	192.8	3	192.1	7	191.8	5	191.4	2	190.4	6	191.7
36	92	Olivier Loï	ST ELOI	AS	192.5	1									192.5



Autodromo Nazionale Monza

Caterham Cup

Race - 1

Fastest Laps Sequence




Lap	Time of Day	Session Time	N°	Driver	Team	Class	Time	Km/h
2	14:01:44.640	4:21.640	9	Henri Bizet	PALM	AS	2:09.989	160.4
2	14:01:45.677	4:22.677	48	Alain Girardot	CCF	BS	2:09.504	161.0
3	14:03:55.884	6:32.884	7	Laura Chatelain	CCF	AS	2:09.323	161.2
5	14:08:13.740	10:50.740	9	Henri Bizet	PALM	AS	2:09.312	161.2
5	14:08:18.600	10:55.600	3	Rémi Sauget	PALM	AS	2:08.932	161.7
6	14:10:23.472	13:00.472	23	Pascal Wehrlen	PALM	AS	2:08.546	162.2
10	14:20:47.674	23:24.674	48	Alain Girardot	CCF	BS	2:07.899	163.0



Autodromo Nazionale Monza
Caterham Cup
Race - 1
Event Best Maximum Speed



N°	Driver	Team	Class	Km/h	Session
9	Henri Bizet	PALM	AS	216.4	Free practice
23	Pascal Wehrlen	PALM	AS	216.4	Free practice
96	Hervé Cordel	CCF	AS	216.4	Qualifying - 1
32	Jean Pierre Mignatelli	CCF	BS	216.4	Race - 1
98	Olivier Guerin	CCF	AS	216.4	Race - 1
60	Francis Chatelain	PALM	AS	216.0	Free practice
15	Arnaud Mignatelli	CCF	AS	216.0	Free practice
6	Antoine Miquel	CCF	AS	216.0	Free practice
233	Gilles Charpentier	CCF	AS	216.0	Qualifying - 1
3	Rémi Sauget	PALM	AS	216.0	Qualifying - 1
75	Alexandre Pinto	ST ELOI	AS	216.0	Qualifying - 1
12	Arnaud Griffon	PALM	AS	216.0	Qualifying - 1
40	Alexis Gronier	DOG RACING	AS	216.0	Race - 1
92	Olivier Loï	ST ELOI	AS	215.5	Qualifying - 1
21	Bruno Aveque	CCF	AS	215.5	Race - 1
16	Cyrille Baliki	PALM	AS	215.1	Qualifying - 1
37	Patrick Dehant	DOG RACING	BS	215.1	Qualifying - 1
11	Frederic Allaire	ST ELOI	AS	215.1	Qualifying - 1
29	Eric Moussier	IND	AS	215.1	Race - 1
20	Franck Chahinian	PALM	AS	215.1	Race - 1
38	Claude Boueix	DOG RACING	BS	214.7	Qualifying - 1
24	Henri Charpentier	CCF	AS	214.7	Race - 1
48	Alain Girardot	CCF	BS	214.2	Qualifying - 1
7	Laura Chatelain	CCF	AS	214.2	Race - 1
69	Tone Le	CCF	AS	213.8	Free practice
41	Pascal Meignan	ST ELOI	AS	213.8	Qualifying - 1
5	Pierre Jean Reypin	ROSSELS	AS	213.8	Race - 1
2	François Jaffredo	ROSSELS	AS	213.4	Qualifying - 1
4	Bruno Georgeon	ROSSELS	AS	212.5	Free practice
72	Nicolas Cottancin	CCF	AS	212.5	Race - 1
61	Michel Cloud	CCF	BS	211.7	Qualifying - 1
57	Philippe Simon	PALM	BS	211.7	Race - 1
99	Loic Martinez	CCF	BS	210.9	Free practice
14	Jean Paul Gobba	CCF	BS	210.5	Free practice
26	Bruno Foure	CCF	BS	209.3	Qualifying - 1
17	Sylvio Bossi	CCF	BS	209.3	Race - 1
87	Yann Gasparini	ST ELOI	AS	206.1	Qualifying - 1



Autodromo Nazionale Monza

Caterham Cup


Race - 1

Lap Chart



LAP

Nr	Pos	Grid	1	2	3	4	5	6	7	8	9	10	11	12
23	1	23	6	9	6	9	9	6	6	6	9	9	6	6
9	2	9	23	6	9	6	6	9	9	9	6	6	9	9
6	3	6	29	23	23	23	23	23	23	23	23	23	23	23
7	4	7	9	29	48	48	48	48	48	48	48	48	48	15
29	5	29	48	48	29	7	7	15	15	15	15	15	15	48
15	6	15	7	7	7	29	15	7	7	7	7	3	3	3
48	7	48	15	15	15	60	60	60	3	3	3	7	60	60
21	8	21	20	20	60	15	29	3	60	60	29	60	7	7
60	9	60	98	60	20	69	3	29	29	29	60	29	29	29
3	10	3	60	3	98	3	98	98	21	21	40	21	21	21
98	11	98	3	98	3	21	21	21	98	98	21	12	12	12
69	12	69	21	21	69	98	69	69	69	69	12	40	40	40
20	13	20	12	12	21	20	40	99	40	40	16	99	99	99
12	14	12	69	69	12	12	12	12	12	12	99	16	75	75
40	15	40	4	4	99	40	99	40	16	16	75	75	20	20
5	16	5	99	99	4	99	20	16	99	99	20	20	41	41
92	17	92	40	40	40	4	16	75	75	75	41	41	4	4
4	18	4	75	75	75	16	75	20	20	20	4	4	37	37
75	19	75	16	16	16	75	41	41	41	41	37	37	11	69
17	20	17	41	96	41	41	4	4	4	4	17	17	17	11
16	21	16	96	41	17	37	37	5	37	37	11	11	69	17
11	22	11	5	17	5	17	5	17	17	17	69	69	24	24
99	23	99	26	5	37	5	17	37	11	11	24	24	72	72
41	24	41	17	26	11	24	11	11	5	24	72	57	57	57
96	25	96	11	37	24	11	57	24	24	5	57	72	61	61
37	26	37	24	11	26	26	61	57	57	57	61	61	2	2
26	27	26	37	24	57	57	24	61	61	61	5	2		
32	28	32	57	57	61	61	233	26	72	72	233			
87	29	87	61	61	87	87	87	72	233	233	2			
24	30	24	87	87	233	233	26	233	2	2	98			
57	31	57	233	233	72	72	38	87	32					
61	32	61	38	72	38	38	72	38						
72	33	72	72	38	32	32	32	32						
38	34	38	2	32	2	2	2	2						
233	35	233	32	2	96									
2	36	2												



Autodromo Nazionale Monza

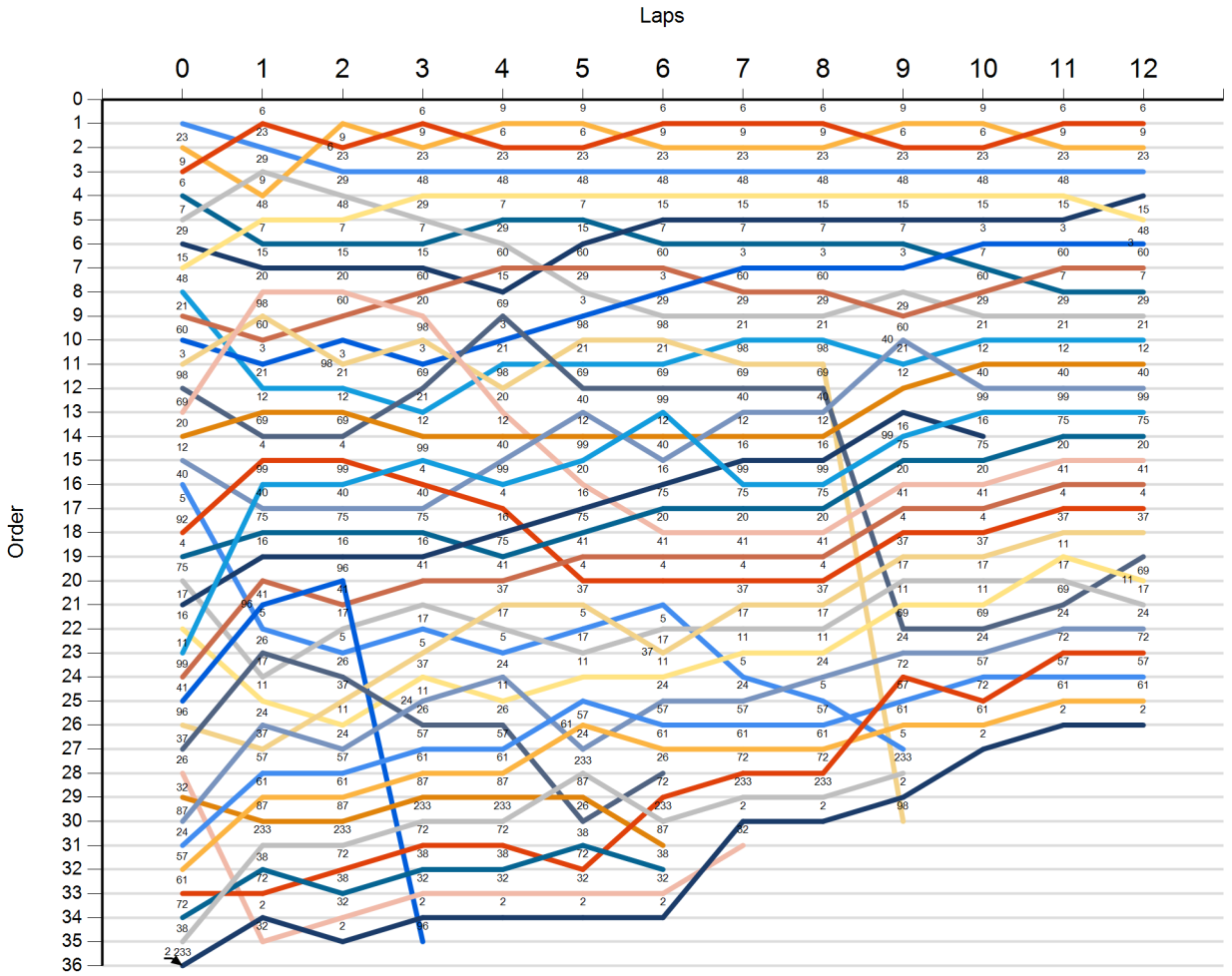
Caterham Cup

Race - 1

Graphic Lap Chart



- 23
- 9
- 6
- 7
- 29
- 15
- 48
- 21
- 60
- 3
- 98
- 69
- 20
- 12
- 40
- 5
- 92
- 4
- 75
- 17
- 16
- 11
- 99
- 41
- 96
- 37
- 26
- 32
- 87
- 24
- 57
- 61
- 72
- 38
- 233
- 2






Autodromo Nazionale Monza
Caterham Cup
Race - 1
Pit Stop Analysis



N°	In Day Time	Driver	Team	Class	In Time	Stop N°	Pit Time	Handicap	Penalty
----	-------------	--------	------	-------	---------	---------	----------	----------	---------



Autodromo Nazionale Monza
Caterham Cup
Race - 1
Weather Report

