



Autodromo Nazionale Monza
Caterham Cup
Qualifying - 2
Provisional Results




Cls	N°	Driver	Team	Class	Cls	Laps	Best	Time	Gap	Interval	Km/h
1	9	Henri Bizet	PALM	AS	1	11	8	2:07.006			164.2
2	23	Pascal Wehrlen	PALM	AS	2	11	7	2:07.442	0.436	0.436	163.6
3	6	Antoine Miquel	CCF	AS	3	11	10	2:07.464	0.458	0.022	163.6
4	48	Alain Girardot	CCF	BS	1	11	8	2:07.651	0.645	0.187	163.3
5	15	Arnaud Mignatelli	CCF	AS	4	10	9	2:08.059	1.053	0.408	162.8
6	99	Loic Martinez	CCF	BS	2	10	8	2:08.310	1.304	0.251	162.5
7	29	Eric Moussier	IND	AS	5	11	9	2:08.487	1.481	0.177	162.3
8	21	Bruno Aveque	CCF	AS	6	10	9	2:08.523	1.517	0.036	162.2
9	7	Laura Chatelain	CCF	AS	7	10	5	2:09.050	2.044	0.527	161.6
10	3	Rémi Sauget	PALM	AS	8	10	5	2:09.137	2.131	0.087	161.4
11	60	Francis Chatelain	PALM	AS	9	10	5	2:09.277	2.271	0.140	161.3
12	4	Bruno Georgeon	ROSSELSP	AS	10	10	4	2:09.284	2.278	0.007	161.3
13	75	Alexandre Pinto	ST ELOI	AS	11	7	5	2:09.430	2.424	0.146	161.1
14	92	Olivier Loï	ST ELOI	AS	12	10	8	2:09.593	2.587	0.163	160.9
15	98	Olivier Guerin	CCF	AS	13	10	5	2:09.600	2.594	0.007	160.9
16	11	Frederic Allaire	ST ELOI	AS	14	10	6	2:09.615	2.609	0.015	160.8
17	40	Alexis Gronier	DOG RACING	AS	15	11	6	2:09.617	2.611	0.002	160.8
18	41	Pascal Meignan	ST ELOI	AS	16	10	8	2:09.683	2.677	0.066	160.8
19	37	Patrick Dehant	DOG RACING	BS	3	8	5	2:09.736	2.730	0.053	160.7
20	69	Tone Le	CCF	AS	17	10	6	2:09.889	2.883	0.153	160.5
21	5	Pierre Jean Reypin	ROSSELSP	AS	18	10	5	2:10.082	3.076	0.193	160.3
22	17	Sylvio Bossi	CCF	BS	4	10	6	2:10.195	3.189	0.113	160.1
23	12	Arnaud Griffon	PALM	AS	19	10	9	2:10.272	3.266	0.077	160.0
24	24	Henri Charpentier	CCF	AS	20	10	3	2:10.521	3.515	0.249	159.7
25	20	Franck Chahinian	PALM	AS	21	10	6	2:10.595	3.589	0.074	159.6
26	26	Bruno Foure	CCF	BS	5	10	5	2:10.755	3.749	0.160	159.4
27	16	Cyrille Baliki	PALM	AS	22	10	7	2:11.134	4.128	0.379	159.0
28	32	Jean Pierre Mignatelli	CCF	BS	6	10	5	2:11.173	4.167	0.039	158.9
29	87	Yann Gasparini	ST ELOI	AS	23	10	6	2:11.187	4.181	0.014	158.9
30	61	Michel Cloud	CCF	BS	7	10	8	2:11.326	4.320	0.139	158.8
31	57	Philippe Simon	PALM	BS	8	10	4	2:11.404	4.398	0.078	158.7
32	72	Nicolas Cottancin	CCF	AS	24	10	5	2:11.472	4.466	0.068	158.6
33	96	Hervé Cordel	CCF	AS	25	9	3	2:11.488	4.482	0.016	158.6
34	38	Claude Boueix	DOG RACING	BS	9	10	6	2:13.009	6.003	1.521	156.7
35	2	François Jaffredo	ROSSELSP	AS	26	9	3	2:15.909	8.903	2.900	153.4

CAR #4 TIME 2.34.763 DISALLOWED TRACK LIMITS AT T 11


CAR #26 TIME 2.11.655 DISALLOWED TRACK LIMITS AT T 4

Published at:.....

Track Temp: **30.0 °C** Air Temp: **22.2 °C** Humidity: **74 %** Track Status: **DRY**

Stewards:	Race Director:	Timekeeper: 
------------------	-----------------------	---





Autodromo Nazionale Monza
Caterham Cup
Qualifying - 2
Provisional Results by Class



Cls	Nº	Driver	Team	Class	Cls	Laps	Best	Time	Gap	Interval	Km/h
AS											
1	9	Henri Bizet	PALM	AS	1	11	8	2:07.006			164.2
2	23	Pascal Wehrlen	PALM	AS	2	11	7	2:07.442	0.436	0.436	163.6
3	6	Antoine Miquel	CCF	AS	3	11	10	2:07.464	0.458	0.022	163.6
4	15	Arnaud Mignatelli	CCF	AS	4	10	9	2:08.059	1.053	0.595	162.8
5	29	Eric Moussier	IND	AS	5	11	9	2:08.487	1.481	0.428	162.3
6	21	Bruno Aveque	CCF	AS	6	10	9	2:08.523	1.517	0.036	162.2
7	7	Laura Chatelain	CCF	AS	7	10	5	2:09.050	2.044	0.527	161.6
8	3	Rémi Sauget	PALM	AS	8	10	5	2:09.137	2.131	0.087	161.4
9	60	Francis Chatelain	PALM	AS	9	10	5	2:09.277	2.271	0.140	161.3
10	4	Bruno Georgeon	ROSSELSP	AS	10	10	4	2:09.284	2.278	0.007	161.3
11	75	Alexandre Pinto	ST ELOI	AS	11	7	5	2:09.430	2.424	0.146	161.1
12	92	Olivier Loï	ST ELOI	AS	12	10	8	2:09.593	2.587	0.163	160.9
13	98	Olivier Guerin	CCF	AS	13	10	5	2:09.600	2.594	0.007	160.9
14	11	Frederic Allaire	ST ELOI	AS	14	10	6	2:09.615	2.609	0.015	160.8
15	40	Alexis Gronier	DOG RACING	AS	15	11	6	2:09.617	2.611	0.002	160.8
16	41	Pascal Meignan	ST ELOI	AS	16	10	8	2:09.683	2.677	0.066	160.8
17	69	Tone Le	CCF	AS	17	10	6	2:09.889	2.883	0.206	160.5
18	5	Pierre Jean Reypin	ROSSELSP	AS	18	10	5	2:10.082	3.076	0.193	160.3
19	12	Arnaud Griffon	PALM	AS	19	10	9	2:10.272	3.266	0.190	160.0
20	24	Henri Charpentier	CCF	AS	20	10	3	2:10.521	3.515	0.249	159.7
21	20	Franck Chahinian	PALM	AS	21	10	6	2:10.595	3.589	0.074	159.6
22	16	Cyrille Baliki	PALM	AS	22	10	7	2:11.134	4.128	0.539	159.0
23	87	Yann Gasparini	ST ELOI	AS	23	10	6	2:11.187	4.181	0.053	158.9
24	72	Nicolas Cottancin	CCF	AS	24	10	5	2:11.472	4.466	0.285	158.6
25	96	Hervé Cordel	CCF	AS	25	9	3	2:11.488	4.482	0.016	158.6
26	2	François Jaffredo	ROSSELSP	AS	26	9	3	2:15.909	8.903	4.421	153.4
BS											
1	48	Alain Girardot	CCF	BS	1	11	8	2:07.651			163.3
2	99	Loic Martinez	CCF	BS	2	10	8	2:08.310	0.659	0.659	162.5
3	37	Patrick Dehant	DOG RACING	BS	3	8	5	2:09.736	2.085	1.426	160.7
4	17	Sylvio Bossi	CCF	BS	4	10	6	2:10.195	2.544	0.459	160.1
5	26	Bruno Foure	CCF	BS	5	10	5	2:10.755	3.104	0.560	159.4
6	32	Jean Pierre Mignatelli	CCF	BS	6	10	5	2:11.173	3.522	0.418	158.9
7	61	Michel Cloud	CCF	BS	7	10	8	2:11.326	3.675	0.153	158.8
8	57	Philippe Simon	PALM	BS	8	10	4	2:11.404	3.753	0.078	158.7
9	38	Claude Boueix	DOG RACING	BS	9	10	6	2:13.009	5.358	1.605	156.7

Published at:.....

Track Temp: **30.0 °C** Air Temp: **22.2 °C** Humidity: **74 %** Track **DRY**

Stewards:

Race Director:

Timekeeper:




Autodromo Nazionale Monza
Caterham Cup
Qualifying - 2
Lap Analysis



2 François Jaffredo AS							6 Antoine Miquel AS								
ROSELSP							CCF								
Lap	D	Time	Sector 1	Sector 2	Sector 3	T. Spd	Elapsed	Lap	D	Time	Sector 1	Sector 2	Sector 3	T. Spd	Elapsed
1		10:27:43.497	10:26:02.675	50.616	50.206	130.1	10:27:43.497	1		10:27:31.771	10:26:01.793	45.131	44.847	163.1	10:27:31.771
2		2:17.711	43.163	46.610	47.938	210.9	10:30:01.208	2		2:09.520	41.489	44.029	44.002	200.3	10:29:41.291
3		2:15.909	43.257	45.560	47.092	192.8	10:32:17.117	3		2:10.123	41.178	44.120	44.825	210.9	10:31:51.414
4		2:16.323	42.369	46.331	47.623	195.2	10:34:33.440	4		2:08.603	41.023	43.185	44.395	193.5	10:34:00.017
5		2:16.081	43.125	45.802	47.154	178.5	10:36:49.521	5		2:08.927	41.982	42.744	44.201	171.4	10:36:08.944
6		2:16.643	42.534	46.452	47.657	187.1	10:39:06.164	6		2:08.805	41.134	43.233	44.438	214.7	10:38:17.749
7		2:37.431 P	44.518	48.976	1:03.937	193.2	10:41:43.595	7		2:10.180	42.180	43.436	44.564	182.7	10:40:27.929
8		4:40.613	3:05.250	47.589	47.774	170.0	10:46:24.208	8		2:08.230	40.784	43.161	44.285	212.1	10:42:36.159
9		3:04.874 P	55.232	55.864	1:13.778	124.1	10:49:29.082	9		2:10.633	42.680	43.167	44.786	191.1	10:44:46.792
3 Rémi Sauget AS							10 2:07.464 40.683 42.711 44.070 215.5 10:46:54.256								
PALM							11 3:00.388 P 50.604 50.453 1:19.331 135.6 10:49:54.644								
Lap	D	Time	Sector 1	Sector 2	Sector 3	T. Spd	Elapsed	7 Laura Chatelain AS							
1		10:28:01.682	10:26:18.888	53.173	49.621	92.8	10:28:01.682								
2		2:11.900	42.415	44.209	45.276	185.5	10:30:13.582								
3		2:10.026	41.184	44.052	44.790	202.6	10:32:23.608								
4		2:09.294	41.301	43.672	44.321	198.8	10:34:32.902								
5		2:09.137	41.234	43.456	44.447	215.5	10:36:42.039								
6		2:10.236	41.435	43.308	45.493	186.5	10:38:52.275								
7		2:10.515	41.445	43.840	45.230	213.8	10:41:02.790								
8		2:11.842	42.037	45.281	44.524	196.0	10:43:14.632								
9		2:11.347	42.979	43.653	44.715	182.1	10:45:25.979								
10		2:49.977 P	54.013	50.849	1:05.115	146.3	10:48:15.956								
4 Bruno Georgeon AS							9 Henri Bizet AS								
ROSELSP							PALM								
Lap	D	Time	Sector 1	Sector 2	Sector 3	T. Spd	Elapsed	Lap	D	Time	Sector 1	Sector 2	Sector 3	T. Spd	Elapsed
1		10:28:09.205	10:26:29.143	47.555	52.507	136.8	10:28:09.205	1		10:27:52.280	10:26:13.966	50.749	47.565	120.5	10:27:52.280
2		2:11.718	42.715	44.272	44.731	188.8	10:30:20.923	2		2:09.879	41.712	43.604	44.563	211.3	10:30:02.159
3		2:09.774	41.535	43.577	44.662	202.6	10:32:30.697	3		2:08.880	42.133	42.976	43.771	183.6	10:32:11.039
4		2:09.284	41.376	43.196	44.712	210.5	10:34:39.981	4		2:07.353	40.936	42.815	43.602	214.2	10:34:18.392
5		2:10.101	41.914	43.596	44.591	193.8	10:36:50.082	5		2:10.176	41.999	43.403	44.774	212.1	10:36:28.568
6		2:34.763	43.823	50.936	1:00.004	210.9	10:39:24.845	6		2:07.213	40.736	42.440	44.037	213.0	10:38:35.781
7		2:24.054	50.118	46.593	47.343	134.1	10:41:48.899	7		2:09.397	41.432	43.617	44.348	215.1	10:40:45.178
8		2:09.584	41.735	43.508	44.341	198.8	10:43:58.483	8		2:07.006	40.797	42.849	43.360	215.1	10:42:52.184
9		2:10.166	41.752	43.713	44.701	176.1	10:46:08.649	9		2:08.556	41.947	42.888	43.721	168.2	10:45:00.740
10		2:50.245 P	45.840	51.106	1:13.299	172.8	10:48:58.894	10		2:08.637	40.607	42.857	45.173	209.3	10:47:09.377
5 Pierre Jean Reypin AS							11 Frederic Allaire AS								
ROSELSP							ST ELOI								
Lap	D	Time	Sector 1	Sector 2	Sector 3	T. Spd	Elapsed	Lap	D	Time	Sector 1	Sector 2	Sector 3	T. Spd	Elapsed
1		10:28:09.609	10:26:31.096	46.665	51.848	140.0	10:28:09.609	1		10:28:23.046	10:26:41.735	51.723	49.588	117.1	10:28:23.046
2		2:12.275	42.918	44.315	45.042	170.0	10:30:21.884	2		2:12.743	42.584	44.587	45.572	204.1	10:30:35.789
3		2:10.728	41.673	43.377	45.678	200.7	10:32:32.612	3		2:10.354	41.728	43.850	44.776	208.8	10:32:46.143
4		2:10.622	42.085	43.574	44.963	188.1	10:34:43.234	4		2:21.370	41.870	44.642	54.858	207.6	10:35:07.513
5		2:10.082	41.462	43.591	45.029	193.5	10:36:53.316	5		2:24.548	54.201	45.258	45.089	135.1	10:37:32.061
6		2:12.672	42.575	44.953	45.144	199.6	10:39:05.988	6		2:09.615	42.228	43.164	44.223	210.9	10:39:41.676
7		2:11.396	41.931	43.861	45.604	210.9	10:41:17.384	7		2:10.259	41.535	44.096	44.628	210.1	10:41:51.935
8		2:23.912	42.373	49.688	51.851	201.4	10:43:41.296	8		2:11.725	42.379	44.132	45.214	209.7	10:44:03.660
9		2:12.168	42.300	44.412	45.456	190.8	10:45:53.464	9		2:13.231	43.164	44.395	45.672	210.1	10:46:16.891
10		3:08.869 P	57.077	55.984	1:15.808	116.7	10:49:02.333	10		3:23.664 P	1:03.360	1:02.204	1:18.100	110.4	10:49:40.555





Autodromo Nazionale Monza
Caterham Cup
Qualifying - 2
Lap Analysis



12 Arnaud Griffon AS **20** Franck Chahinian AS
 PALM PALM

Lap D	Time	Sector 1	Sector 2	Sector 3	T. Spd	Elapsed	Lap D	Time	Sector 1	Sector 2	Sector 3	T. Spd	Elapsed
1	10:28:50.586	10:26:57.644	1:05.195	47.747	121.3	10:28:50.586	1	10:28:51.156	10:26:58.394	1:05.378	47.384	120.5	10:28:51.156
2	2:14.921	42.209	46.731	45.981	209.7	10:31:05.507	2	2:14.540	42.625	45.274	46.641	182.4	10:31:05.696
3	2:11.731	42.461	44.051	45.219	196.7	10:33:17.238	3	2:11.406	42.058	43.993	45.355	204.9	10:33:17.102
4	2:11.805	41.541	44.778	45.486	214.2	10:35:29.043	4	2:11.921	41.988	44.645	45.288	196.0	10:35:29.023
5	2:10.888	41.809	43.951	45.128	213.0	10:37:39.931	5	2:11.342	42.209	43.959	45.174	192.5	10:37:40.365
6	2:11.874	42.134	44.148	45.592	202.6	10:39:51.805	6	2:10.595	41.715	43.869	45.011	180.9	10:39:50.960
7	2:10.447	41.533	43.924	44.990	211.7	10:42:02.252	7	2:11.538	42.549	44.204	44.785	209.7	10:42:02.498
8	2:11.657	42.070	43.927	45.660	190.8	10:44:13.909	8	2:11.096	41.963	43.817	45.316	208.8	10:44:13.594
9	2:10.272	41.646	43.772	44.854	216.4	10:46:24.181	9	2:10.927	42.763	43.523	44.641	196.0	10:46:24.521
10	3:32.200 P	1:01.341	1:05.286	1:25.573	123.1	10:49:56.381	10	3:17.397 P	1:01.034	1:03.428	1:12.935	110.3	10:49:41.918

15 Arnaud Mignatelli AS **21** Bruno Aveque AS
 CCF CCF

Lap D	Time	Sector 1	Sector 2	Sector 3	T. Spd	Elapsed	Lap D	Time	Sector 1	Sector 2	Sector 3	T. Spd	Elapsed
1	10:28:08.897	10:26:27.966	48.158	52.773	139.5	10:28:08.897	1	10:28:15.770	10:26:37.731	51.482	46.557	123.7	10:28:15.770
2	2:10.403	42.478	43.402	44.523	190.4	10:30:19.300	2	2:10.836	41.983	43.968	44.885	210.5	10:30:26.606
3	2:10.504	41.660	44.498	44.346	190.4	10:32:29.804	3	2:08.596	41.558	43.263	43.775	213.8	10:32:35.202
4	2:09.772	41.524	43.107	45.141	210.5	10:34:39.576	4	2:52.031	40.623	1:00.648	1:10.760	210.5	10:35:27.233
5	2:08.889	41.509	43.386	43.994	206.1	10:36:48.465	5	2:51.307	53.763	1:09.277	48.267	187.1	10:38:18.540
6	2:29.085 P	46.205	45.758	57.122	175.0	10:39:17.550	6	2:09.794	42.009	43.497	44.288	183.0	10:40:28.334
7	2:58.218	1:30.365	43.456	44.397	176.7	10:42:15.768	7	2:09.146	41.471	42.895	44.780	201.8	10:42:37.480
8	2:09.298	41.677	43.284	44.337	207.6	10:44:25.066	8	2:09.186	41.482	43.478	44.226	196.3	10:44:46.666
9	2:08.059	41.387	42.898	43.774	214.2	10:46:33.125	9	2:08.523	41.479	43.231	43.813	197.0	10:46:55.189
10	3:35.348 P	55.588	1:06.406	1:33.354	137.4	10:50:08.473	10	3:15.040 P	52.996	54.317	1:27.727	119.2	10:50:10.229


16 Cyrille Baliki AS **23** Pascal Wehrlen AS
 PALM PALM

Lap D	Time	Sector 1	Sector 2	Sector 3	T. Spd	Elapsed	Lap D	Time	Sector 1	Sector 2	Sector 3	T. Spd	Elapsed
1	10:27:53.308	10:26:15.485	50.759	47.064	121.4	10:27:53.308	1	10:27:53.059	10:26:15.189	50.637	47.233	119.7	10:27:53.059
2	2:11.279	42.310	44.134	44.835	188.8	10:30:04.587	2	2:08.308	41.405	42.960	43.943	206.5	10:30:01.367
3	2:11.838	41.921	43.785	46.132	203.7	10:32:16.425	3	2:07.815	41.000	42.717	44.098	211.3	10:32:09.182
4	2:11.742	42.172	44.183	45.387	208.4	10:34:28.167	4	2:09.179	41.348	43.092	44.739	215.5	10:34:18.361
5	2:12.240	42.218	44.528	45.494	215.5	10:36:40.407	5	2:09.074	41.565	43.253	44.256	194.9	10:36:27.435
6	2:12.263	41.958	44.358	45.947	213.0	10:38:52.670	6	2:09.377	41.175	43.187	45.015	214.2	10:38:36.812
7	2:11.134	41.788	43.848	45.498	196.0	10:41:03.804	7	2:07.442	40.351	42.914	44.177	214.7	10:40:44.254
8	2:12.328	42.061	45.400	44.867	207.6	10:43:16.132	8	2:07.740	40.984	42.755	44.001	213.8	10:42:51.994
9	2:23.761	42.965	55.064	45.732	198.5	10:45:39.893	9	2:07.702	40.537	43.390	43.775	216.4	10:44:59.696
10	2:49.796 P	44.454	54.179	1:11.163	187.8	10:48:29.689	10	2:10.607	41.026	43.032	46.549	215.5	10:47:10.303

17 Sylvio Bossi BS **24** Henri Charpentier AS
 CCF CCF

Lap D	Time	Sector 1	Sector 2	Sector 3	T. Spd	Elapsed	Lap D	Time	Sector 1	Sector 2	Sector 3	T. Spd	Elapsed
1	10:28:56.838	10:27:04.470	1:01.094	51.274	145.7	10:28:56.838	1	10:28:09.481	10:26:32.653	47.926	48.902	138.4	10:28:09.481
2	2:15.206	42.890	46.078	46.238	201.4	10:31:12.044	2	2:13.480	43.543	44.001	45.936	162.6	10:30:22.961
3	2:12.375	41.859	44.377	46.139	207.6	10:33:24.419	3	2:10.521	41.679	43.637	45.205	196.7	10:32:33.482
4	2:11.227	41.734	44.131	45.362	209.3	10:35:35.646	4	2:12.359	42.097	44.090	46.172	210.1	10:34:45.841
5	2:10.856	41.664	43.770	45.422	211.3	10:37:46.502	5	2:12.177	42.163	44.375	45.639	210.9	10:36:58.018
6	2:10.195	41.898	43.424	44.873	197.0	10:39:56.697	6	2:13.255	42.497	44.271	46.487	206.5	10:39:11.273
7	2:11.417	42.189	43.854	45.374	203.7	10:42:08.114	7	2:14.335	42.697	45.303	46.335	207.6	10:41:25.608
8	2:10.973	41.738	43.870	45.365	209.3	10:44:19.087	8	2:15.286	42.912	45.297	47.077	207.2	10:43:40.894
9	2:11.411	41.736	43.972	45.703	213.4	10:46:30.498	9	2:13.360	42.994	44.645	45.721	195.6	10:45:54.254
10	3:35.298 P	57.438	1:04.654	1:33.206	150.6	10:50:05.796	10	3:06.020 P	52.211	59.462	1:14.347	133.3	10:49:00.274





Autodromo Nazionale Monza
Caterham Cup
Qualifying - 2
Lap Analysis



26

Bruno Fouré

BS **38**

Claude Boueix

BS

CCF

DOG RACING

Lap	D	Time	Sector 1	Sector 2	Sector 3	T. Spd	Elapsed	Lap	D	Time	Sector 1	Sector 2	Sector 3	T. Spd	Elapsed
1		10:28:10.553	10:26:36.505	47.657	46.391	117.3	10:28:10.553	1		10:27:56.367	10:26:16.938	51.836	47.593	95.4	10:27:56.367
2		2:12.639	43.409	44.324	44.906	158.8	10:30:23.192	2		2:14.622	42.174	45.426	47.022	212.5	10:30:10.989
3		2:11.802	42.657	43.995	45.150	175.8	10:32:34.994	3		2:14.956	42.249	46.761	45.946	213.0	10:32:25.945
4		2:11.775	42.248	44.477	45.050	182.1	10:34:46.769	4		2:14.703	42.253	45.868	46.582	204.5	10:34:40.648
5		2:10.755	41.864	43.867	45.024	183.9	10:36:57.524	5		2:13.635	42.125	44.880	46.630	199.6	10:36:54.283
6		2:11.022	41.986	43.959	45.077	190.4	10:39:08.546	6		2:13.009	42.225	45.066	45.718	204.9	10:39:07.292
7		2:12.598	42.335	44.589	45.674	182.1	10:41:21.144	7		2:13.737	42.501	44.507	46.729	194.2	10:41:21.029
8		2:11.655	42.039	44.405	45.211	181.2	10:43:32.799	8		2:13.530	42.914	44.821	45.795	175.0	10:43:34.559
9		2:17.360	43.038	48.087	46.235	198.8	10:45:50.159	9		2:14.943	41.770	46.691	46.482	210.5	10:45:49.502
10		3:21.704 P	55.650	1:07.683	1:18.371	142.1	10:49:11.863	10		3:06.257 P	52.000	58.503	1:15.754	135.0	10:48:55.759

29

Eric Moussier

AS **40**

Alexis Gronier

AS

IND

DOG RACING

Lap	D	Time	Sector 1	Sector 2	Sector 3	T. Spd	Elapsed	Lap	D	Time	Sector 1	Sector 2	Sector 3	T. Spd	Elapsed
1		10:27:31.462	10:26:00.969	44.594	45.899	143.0	10:27:31.462	1		10:27:35.736	10:26:04.001	45.881	45.854	160.7	10:27:35.736
2		2:10.251	42.032	44.118	44.101	201.4	10:29:41.713	2		2:12.101	42.783	44.198	45.120	195.6	10:29:47.837
3		2:09.318	41.126	44.163	44.029	200.7	10:31:51.031	3		2:10.430	41.818	43.915	44.697	199.2	10:31:58.267
4		2:09.312	41.225	43.738	44.349	214.2	10:34:00.343	4		2:10.506	41.822	43.895	44.789	187.1	10:34:08.773
5		2:08.823	40.799	44.420	43.604	202.6	10:36:09.166	5		2:09.959	41.556	43.767	44.636	204.5	10:36:18.732
6		2:08.863	41.281	43.345	44.237	195.2	10:38:18.029	6		2:09.617	42.005	43.458	44.154	194.5	10:38:28.349
7		2:09.284	41.392	43.471	44.421	206.8	10:40:27.313	7		2:10.640	41.547	44.347	44.746	209.7	10:40:38.989
8		2:09.877	41.330	43.682	44.865	214.7	10:42:37.190	8		2:10.320	41.513	43.460	45.347	209.3	10:42:49.309
9		2:08.487	40.989	42.802	44.696	213.4	10:44:45.677	9		2:10.134	41.906	43.282	44.946	179.4	10:44:59.443
10		2:08.868	41.212	43.682	43.974	209.7	10:46:54.545	10		2:10.005	42.067	43.083	44.855	184.6	10:47:09.448
11		2:54.527 P	50.871	49.720	1:13.936	125.1	10:49:49.072	11		3:06.207 P	48.641	51.962	1:25.604	153.8	10:50:15.655

32

Jean Pierre Mignatelli

BS **41**

Pascal Meignan

AS

CCF

ST ELOI

Lap	D	Time	Sector 1	Sector 2	Sector 3	T. Spd	Elapsed	Lap	D	Time	Sector 1	Sector 2	Sector 3	T. Spd	Elapsed
1		10:28:04.357	10:26:22.249	52.546	49.562	123.4	10:28:04.357	1		10:28:35.102	10:27:00.398	49.452	45.252	120.9	10:28:35.102
2		2:13.441	42.791	45.147	45.503	175.0	10:30:17.798	2		2:11.235	42.228	44.250	44.757	184.3	10:30:46.337
3		2:12.903	42.152	45.299	45.452	206.5	10:32:30.701	3		2:10.018	41.987	43.423	44.608	187.8	10:32:56.355
4		2:11.681	41.851	44.598	45.232	201.8	10:34:42.382	4		2:09.687	41.464	43.460	44.763	204.9	10:35:06.042
5		2:11.173	41.774	44.275	45.124	204.9	10:36:53.555	5		2:14.709	45.313	43.893	45.503	134.3	10:37:20.751
6		2:12.741	42.621	44.968	45.152	185.8	10:39:06.296	6		2:15.518	43.162	46.340	46.016	184.3	10:39:36.269
7		2:11.855	42.272	44.205	45.378	194.2	10:41:18.151	7		2:12.156	42.485	44.085	45.586	189.4	10:41:48.425
8		2:12.922	41.866	45.097	45.959	205.3	10:43:31.073	8		2:09.683	41.733	43.523	44.427	192.1	10:43:58.108
9		2:12.946	42.925	44.440	45.581	210.1	10:45:44.019	9		2:10.250	42.063	43.701	44.486	187.5	10:46:08.358
10		3:00.312 P	51.212	54.555	1:14.545	167.9	10:48:44.331	10		2:59.446 P	47.720	53.710	1:18.016	157.2	10:49:07.804

37

Patrick Dehant

BS **48**

Alain Girardot


BS

DOG RACING

CCF

Lap	D	Time	Sector 1	Sector 2	Sector 3	T. Spd	Elapsed	Lap	D	Time	Sector 1	Sector 2	Sector 3	T. Spd	Elapsed
1		10:27:39.979	10:26:04.479	48.162	47.338	151.6	10:27:39.979	1		10:27:31.208	10:26:01.214	44.733	45.261	143.6	10:27:31.208
2		2:16.442	42.927	46.389	47.126	206.5	10:29:56.421	2		2:10.130	41.820	43.686	44.624	208.8	10:29:41.338
3		2:12.804	42.391	44.396	46.017	204.5	10:32:09.225	3		2:09.380	41.019	43.804	44.557	212.1	10:31:50.718
4		2:10.516	41.750	44.035	44.731	195.2	10:34:19.741	4		2:09.369	41.609	43.575	44.185	189.1	10:34:00.087
5		2:09.736	41.199	43.706	44.831	210.1	10:36:29.477	5		2:08.717	40.930	43.317	44.470	210.1	10:36:08.804
6		2:10.241	41.378	43.752	45.111	211.7	10:38:39.718	6		2:08.884	41.292	43.507	44.085	198.8	10:38:17.688
7		2:10.462	41.492	43.454	45.516	211.3	10:40:50.180	7		2:10.872	42.654	43.454	44.764	178.8	10:40:28.560
8		2:28.479 P	43.565	44.703	1:00.211	210.5	10:43:18.659	8		2:07.651	40.815	42.790	44.046	208.0	10:42:36.211
								9		2:09.262	41.618	43.380	44.264	206.5	10:44:45.473
								10		2:09.173	41.403	43.109	44.661	191.1	10:46:54.646
								11		3:08.827 P	52.612	49.992	1:26.223	125.7	10:50:03.473





Autodromo Nazionale Monza
Caterham Cup
Qualifying - 2
Lap Analysis



57

Philippe Simon

BS **72**

Nicolas Cottancin

AS

PALM

CCF

Lap D	Time	Sector 1	Sector 2	Sector 3	T. Spd	Elapsed	Lap D	Time	Sector 1	Sector 2	Sector 3	T. Spd	Elapsed
1	10:28:05.011	10:26:28.920	46.929	49.162	123.0	10:28:05.011	1	10:28:03.278	10:26:21.411	52.457	49.410	99.1	10:28:03.278
2	2:15.188	43.934	44.879	46.375	155.3	10:30:20.199	2	2:13.576	43.001	44.687	45.888	181.2	10:30:16.854
3	2:12.028	41.959	44.529	45.540	191.1	10:32:32.227	3	2:14.538	43.109	45.788	45.641	209.3	10:32:31.392
4	2:11.404	41.849	44.033	45.522	188.8	10:34:43.631	4	2:12.407	42.464	44.779	45.164	195.2	10:34:43.799
5	2:11.627	41.948	44.098	45.581	193.5	10:36:55.258	5	2:11.472	42.882	43.789	44.801	190.1	10:36:55.271
6	2:45.223	1:02.104	57.413	45.706	202.2	10:39:40.481	6	2:12.115	43.170	43.909	45.036	195.6	10:39:07.386
7	2:12.831	42.229	44.683	45.919	212.1	10:41:53.312	7	2:12.948	42.698	44.469	45.781	186.8	10:41:20.334
8	2:11.926	42.500	43.981	45.445	208.8	10:44:05.238	8	2:12.679	42.872	44.729	45.078	204.9	10:43:33.013
9	2:11.907	42.486	44.029	45.392	198.1	10:46:17.145	9	2:16.046	43.066	47.027	45.953	202.2	10:45:49.059
10	3:09.116 P	58.049	58.172	1:12.895	115.5	10:49:26.261	10	3:04.792 P	50.920	57.579	1:16.293	138.9	10:48:53.851

60

Francis Chatelain

AS **75**

Alexandre Pinto

AS

PALM

ST ELOI

Lap D	Time	Sector 1	Sector 2	Sector 3	T. Spd	Elapsed	Lap D	Time	Sector 1	Sector 2	Sector 3	T. Spd	Elapsed
1	10:28:01.527	10:26:18.375	52.886	50.266	92.5	10:28:01.527	1	10:28:34.611	10:26:59.572	49.235	45.804	123.2	10:28:34.611
2	2:11.216	42.320	44.093	44.803	201.8	10:30:12.743	2	2:27.391 P	42.018	44.097	1:01.276	198.5	10:31:02.002
3	2:10.411	41.431	43.929	45.051	208.4	10:32:23.154	3	8:36.310	7:07.826	44.289	44.195	174.7	10:39:38.312
4	2:10.078	41.476	43.777	44.825	198.1	10:34:33.232	4	2:09.892	41.276	43.454	45.162	208.0	10:41:48.204
5	2:09.277	41.264	43.596	44.417	188.8	10:36:42.509	5	2:09.430	41.319	43.702	44.409	207.6	10:43:57.634
6	2:10.374	41.250	43.523	45.601	197.4	10:38:52.883	6	2:10.564	41.667	43.720	45.177	199.6	10:46:08.198
7	2:10.089	41.690	43.359	45.040	189.4	10:41:02.972	7	2:57.834 P	47.279	53.768	1:16.787	152.5	10:49:06.032
8	2:12.265	42.268	45.327	44.670	214.7	10:43:15.237							
9	2:11.034	42.690	43.830	44.514	183.9	10:45:26.271							
10	2:55.865 P	54.575	55.351	1:05.939	147.9	10:48:22.136							

87

Yann Gasparini

AS

ST ELOI

Lap D	Time	Sector 1	Sector 2	Sector 3	T. Spd	Elapsed	Lap D	Time	Sector 1	Sector 2	Sector 3	T. Spd	Elapsed
1	10:28:16.568	10:26:39.611	50.052	46.905	110.8	10:28:16.568	1	10:27:54.709	10:26:16.014	51.696	46.999	120.8	10:27:54.709
2	2:12.947	41.743	45.223	45.981	209.7	10:30:29.515	2	2:12.764	42.652	44.479	45.633	185.8	10:30:07.473
3	2:13.807	41.956	45.122	46.729	212.5	10:32:43.322	3	2:12.379	42.405	44.384	45.590	210.1	10:32:19.852
4	2:23.788	41.933	49.770	52.085	212.5	10:35:07.110	4	2:12.998	42.110	44.238	46.650	213.8	10:34:32.850
5	2:37.637	44.742	1:05.368	47.527	132.1	10:37:44.747	5	2:11.582	42.692	43.942	44.948	170.0	10:36:44.432
6	2:12.181	41.968	44.648	45.565	208.0	10:39:56.928	6	2:11.187	42.185	43.882	45.120	194.2	10:38:55.619
7	2:11.859	42.024	44.677	45.158	201.8	10:42:08.787	7	2:12.566	42.544	44.202	45.820	203.3	10:41:08.185
8	2:11.326	41.494	44.747	45.085	208.0	10:44:20.113	8	2:12.215	42.814	44.290	45.111	193.5	10:43:20.400
9	2:11.808	41.680	44.520	45.608	210.9	10:46:31.921	9	2:14.412	42.632	45.940	45.840	201.4	10:45:34.812
10	3:29.050 P	56.278	1:05.299	1:27.473	147.9	10:50:00.971	10	2:58.689 P	52.831	53.107	1:12.751	138.4	10:48:33.501

92

Olivier Loï

AS

ST ELOI

Lap D	Time	Sector 1	Sector 2	Sector 3	T. Spd	Elapsed	Lap D	Time	Sector 1	Sector 2	Sector 3	T. Spd	Elapsed
1	10:27:53.806	10:26:15.745	51.028	47.033	107.1	10:27:53.806	1	10:28:34.774	10:26:59.175	50.172	45.427	120.6	10:28:34.774
2	2:10.049	41.728	43.594	44.727	185.2	10:30:03.855	2	2:10.855	41.771	44.336	44.748	212.5	10:30:45.629
3	2:11.128	41.824	44.315	44.989	196.3	10:32:14.983	3	2:09.985	41.836	43.610	44.539	208.8	10:32:55.614
4	2:18.567	48.272	45.305	44.990	171.9	10:34:33.550	4	2:10.060	41.518	43.680	44.862	214.7	10:35:05.674
5	2:10.240	41.228	44.321	44.691	194.9	10:36:43.790	5	2:20.870	49.777	45.789	45.304	146.5	10:37:26.544
6	2:09.889	41.423	43.607	44.859	207.6	10:38:53.679	6	2:10.391	41.787	44.183	44.421	205.7	10:39:36.935
7	2:09.899	41.472	43.705	44.722	199.6	10:41:03.578	7	2:11.105	41.431	44.134	45.540	208.4	10:41:48.040
8	2:11.332	41.449	44.429	45.454	203.0	10:43:14.910	8	2:09.593	41.384	43.283	44.926	205.3	10:43:57.633
9	2:12.713	43.360	44.629	44.724	204.5	10:45:27.623	9	2:10.382	41.492	44.001	44.889	213.8	10:46:08.015
10	3:12.159 P	54.907	55.442	1:21.810	137.7	10:48:39.782	10	2:55.666 P	46.624	53.909	1:15.133	168.4	10:49:03.681

69

Tone Le

AS

CCF

Lap D	Time	Sector 1	Sector 2	Sector 3	T. Spd	Elapsed	Lap D	Time	Sector 1	Sector 2	Sector 3	T. Spd	Elapsed
1	10:27:53.806	10:26:15.745	51.028	47.033	107.1	10:27:53.806	1	10:28:34.774	10:26:59.175	50.172	45.427	120.6	10:28:34.774
2	2:10.049	41.728	43.594	44.727	185.2	10:30:03.855	2	2:10.855	41.771	44.336	44.748	212.5	10:30:45.629
3	2:11.128	41.824	44.315	44.989	196.3	10:32:14.983	3	2:09.985	41.836	43.610	44.539	208.8	10:32:55.614
4	2:18.567	48.272	45.305	44.990	171.9	10:34:33.550	4	2:10.060	41.518	43.680	44.862	214.7	10:35:05.674
5	2:10.240	41.228	44.321	44.691	194.9	10:36:43.790	5	2:20.870	49.777	45.789	45.304	146.5	10:37:26.544
6	2:09.889	41.423	43.607	44.859	207.6	10:38:53.679	6	2:10.391	41.787	44.183	44.421	205.7	10:39:36.935
7	2:09.899	41.472	43.705	44.722	199.6	10:41:03.578	7	2:11.105	41.431	44.134	45.540	208.4	10:41:48.040
8	2:11.332	41.449	44.429	45.454	203.0	10:43:14.910	8	2:09.593	41.384	43.283	44.926	205.3	10:43:57.633
9	2:12.713	43.360	44.629	44.724	204.5	10:45:27.623	9	2:10.382	41.492	44.001	44.889	213.8	10:46:08.015
10	3:12.159 P	54.907	55.442	1:21.810	137.7	10:48:39.782	10	2:55.666 P	46.624	53.909	1:15.133	168.4	10:49:03.681





Autodromo Nazionale Monza
Caterham Cup
Qualifying - 2
Lap Analysis



96

Hervé Cordel

AS

CCF

Lap	D	Time	Sector 1	Sector 2	Sector 3	T. Spd	Elapsed
1		10:29:26.770	10:27:19.608	1:03.047	1:04.115	132.1	10:29:26.770
2		2:25.471	54.124	46.024	45.323	127.8	10:31:52.241
3		2:11.488	42.048	44.345	45.095	205.3	10:34:03.729
4		2:11.554	41.853	44.297	45.404	215.5	10:36:15.283
5		2:11.904	42.345	44.485	45.074	213.0	10:38:27.187
6		2:11.940	42.388	44.104	45.448	211.7	10:40:39.127
7		2:11.526	42.106	44.723	44.697	193.5	10:42:50.653
8		2:16.173	41.948	44.231	49.994	208.4	10:45:06.826
9		2:58.392 P	51.910	53.802	1:12.680	135.5	10:48:05.218

98

Olivier Guerin

AS

CCF

Lap	D	Time	Sector 1	Sector 2	Sector 3	T. Spd	Elapsed
1		10:29:46.327	10:28:13.319	46.692	46.316	94.5	10:29:46.327
2		2:11.923	42.326	44.489	45.108	212.1	10:31:58.250
3		2:10.736	41.464	44.350	44.922	216.8	10:34:08.986
4		2:10.170	41.306	44.270	44.594	213.8	10:36:19.156
5		2:09.600	41.770	43.775	44.055	194.2	10:38:28.756
6		2:09.971	41.297	43.574	45.100	201.4	10:40:38.727
7		2:10.288	41.698	43.547	45.043	209.7	10:42:49.015
8		2:10.454	41.607	43.516	45.331	214.7	10:44:59.469
9		2:10.077	41.433	43.099	45.545	209.3	10:47:09.546
10		3:03.413 P	47.598	51.919	1:23.896	166.6	10:50:12.959

99

Loic Martinez

BS

CCF


Lap	D	Time	Sector 1	Sector 2	Sector 3	T. Spd	Elapsed
1		10:28:08.132	10:26:36.107	45.954	46.071	145.7	10:28:08.132
2		2:10.791	41.869	43.929	44.993	200.0	10:30:18.923
3		2:11.243	41.399	44.407	45.437	199.2	10:32:30.166
4		2:09.481	41.226	43.345	44.910	208.4	10:34:39.647
5		2:09.455	41.455	43.456	44.544	192.1	10:36:49.102
6		2:10.161	42.047	43.697	44.417	197.8	10:38:59.263
7		2:09.129	41.726	43.340	44.063	196.7	10:41:08.392
8		2:08.310	41.260	43.011	44.039	202.2	10:43:16.702
9		2:09.760	41.821	44.225	43.714	208.4	10:45:26.462
10		4:19.538 P	1:04.854	1:49.225	1:25.459	136.3	10:49:46.000



Autodromo Nazionale Monza
Caterham Cup
Qualifying - 2
Best Sectors Results



Sector - 1				Sector - 2				Sector - 3				Ideal Lap vs Best Lap			
Clas	Nº	Driver	Time	Nº	Driver	Time	Nº	Driver	Time	Clas	Nº	Driver	Ideal Lap	Best Lap	Clas
1	23	Pascal Wehrlen	40.351	9	Henri Bizet	42.440	9	Henri Bizet	43.360	1	9	Henri Bizet	2:06.407	2:07.006	1
2	9	Henri Bizet	40.607	6	Antoine Miquel	42.711	29	Eric Moussier	43.604	2	23	Pascal Wehrlen	2:06.843	2:07.442	2
3	21	Bruno Aveque	40.623	23	Pascal Wehrlen	42.717	99	Loic Martinez	43.714	3	29	Eric Moussier	2:07.205	2:08.487	7
4	6	Antoine Miquel	40.683	48	Alain Girardot	42.790	15	Arnaud Mignatelli	43.774	4	21	Bruno Aveque	2:07.293	2:08.523	8
5	29	Eric Moussier	40.799	29	Eric Moussier	42.802	23	Pascal Wehrlen	43.775	5	6	Antoine Miquel	2:07.396	2:07.464	3
6	48	Alain Girardot	40.815	21	Bruno Aveque	42.895	21	Bruno Aveque	43.775	6	48	Alain Girardot	2:07.651	2:07.651	4
7	3	Rémi Sauget	41.184	15	Arnaud Mignatelli	42.898	6	Antoine Miquel	44.002	7	99	Loic Martinez	2:07.951	2:08.310	6
8	37	Patrick Dehant	41.199	99	Loic Martinez	43.011	48	Alain Girardot	44.046	8	15	Arnaud Mignatelli	2:08.059	2:08.059	5
9	99	Loic Martinez	41.226	40	Alexis Gronier	43.083	98	Olivier Guerin	44.055	9	98	Olivier Guerin	2:08.451	2:09.600	15
10	69	Tone Le	41.228	98	Olivier Guerin	43.099	40	Alexis Gronier	44.154	10	40	Alexis Gronier	2:08.750	2:09.617	17
11	60	Francis Chatelain	41.250	11	Frederic Allaire	43.164	7	Laura Chatelain	44.181	11	7	Laura Chatelain	2:08.781	2:09.050	9
12	7	Laura Chatelain	41.269	4	Bruno Georgeon	43.196	75	Alexandre Pinto	44.195	12	3	Rémi Sauget	2:08.813	2:09.137	10
13	75	Alexandre Pinto	41.276	92	Olivier Loï	43.283	11	Frederic Allaire	44.223	13	4	Bruno Georgeon	2:08.913	2:09.284	12
14	98	Olivier Guerin	41.297	3	Rémi Sauget	43.308	3	Rémi Sauget	44.321	14	11	Frederic Allaire	2:08.922	2:09.615	16
15	4	Bruno Georgeon	41.376	7	Laura Chatelain	43.331	4	Bruno Georgeon	44.341	15	75	Alexandre Pinto	2:08.925	2:09.430	13
16	92	Olivier Loï	41.384	60	Francis Chatelain	43.359	60	Francis Chatelain	44.417	16	60	Francis Chatelain	2:09.026	2:09.277	11
17	15	Arnaud Mignatelli	41.387	5	Pierre Jean Reypin	43.377	92	Olivier Loï	44.421	17	92	Olivier Loï	2:09.088	2:09.593	14
18	5	Pierre Jean Reypin	41.462	41	Pascal Meignan	43.423	41	Pascal Meignan	44.427	18	41	Pascal Meignan	2:09.314	2:09.683	18
19	41	Pascal Meignan	41.464	17	Sylvio Bossi	43.424	20	Franck Chahinian	44.641	19	37	Patrick Dehant	2:09.384	2:09.736	19
20	61	Michel Cloud	41.494	37	Patrick Dehant	43.454	69	Tone Le	44.691	20	69	Tone Le	2:09.513	2:09.889	20
21	40	Alexis Gronier	41.513	75	Alexandre Pinto	43.454	96	Hervé Cordel	44.697	21	5	Pierre Jean Reypin	2:09.802	2:10.082	21
22	12	Arnaud Griffon	41.533	20	Franck Chahinian	43.523	37	Patrick Dehant	44.731	22	20	Franck Chahinian	2:09.879	2:10.595	25
23	11	Frederic Allaire	41.535	69	Tone Le	43.594	72	Nicolas Cottancin	44.801	23	17	Sylvio Bossi	2:09.961	2:10.195	22
24	17	Sylvio Bossi	41.664	24	Henri Charpentier	43.637	16	Cyrille Baliki	44.835	24	12	Arnaud Griffon	2:10.159	2:10.272	23
25	24	Henri Charpentier	41.679	12	Arnaud Griffon	43.772	12	Arnaud Griffon	44.854	25	16	Cyrille Baliki	2:10.408	2:11.134	27
26	20	Franck Chahinian	41.715	16	Cyrille Baliki	43.785	17	Sylvio Bossi	44.873	26	24	Henri Charpentier	2:10.521	2:10.521	24
27	38	Claude Boueix	41.770	72	Nicolas Cottancin	43.789	26	Bruno Foure	44.906	27	26	Bruno Foure	2:10.637	2:10.755	26
28	32	Jean Pierre Mignatelli	41.774	26	Bruno Foure	43.867	87	Yann Gasparini	44.948	28	96	Hervé Cordel	2:10.654	2:11.488	33
29	16	Cyrille Baliki	41.788	87	Yann Gasparini	43.882	5	Pierre Jean Reypin	44.963	29	87	Yann Gasparini	2:10.940	2:11.187	29
30	57	Philippe Simon	41.849	57	Philippe Simon	43.981	61	Michel Cloud	45.085	30	72	Nicolas Cottancin	2:11.054	2:11.472	32
31	96	Hervé Cordel	41.853	96	Hervé Cordel	44.104	32	Jean Pierre Mignatelli	45.124	31	61	Michel Cloud	2:11.099	2:11.326	30
32	26	Bruno Foure	41.864	32	Jean Pierre Mignatelli	44.205	24	Henri Charpentier	45.205	32	32	Jean Pierre Mignatelli	2:11.103	2:11.173	28
33	87	Yann Gasparini	42.110	38	Claude Boueix	44.507	57	Philippe Simon	45.392	33	57	Philippe Simon	2:11.222	2:11.404	31
34	2	François Jaffredo	42.369	61	Michel Cloud	44.520	38	Claude Boueix	45.718	34	38	Claude Boueix	2:11.995	2:13.009	34
35	72	Nicolas Cottancin	42.464	2	François Jaffredo	45.560	2	François Jaffredo	47.092	35	2	François Jaffredo	2:15.021	2:15.909	35



Autodromo Nazionale Monza

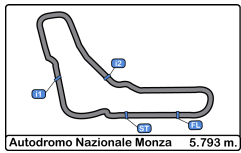
Caterham Cup

Qualifying - 2

Best 5 Lap Times



Cls	N°	Driver	Team	Class	Best 1		Best 2		Best 3		Best 4		Best 5	
					Time	Lap	Time	Lap	Time	Lap	Time	Lap	Time	Lap
1	9	Henri Bizet	PALM	AS	2:07.006	8	2:07.213	6	2:07.353	4	2:08.556	9	2:08.637	10
2	23	Pascal Wehrlen	PALM	AS	2:07.442	7	2:07.702	9	2:07.740	8	2:07.815	3	2:08.308	2
3	6	Antoine Miquel	CCF	AS	2:07.464	10	2:08.230	8	2:08.603	4	2:08.805	6	2:08.927	5
4	48	Alain Girardot	CCF	BS	2:07.651	8	2:08.717	5	2:08.884	6	2:09.173	10	2:09.262	9
5	15	Arnaud Mignatelli	CCF	AS	2:08.059	9	2:08.889	5	2:09.298	8	2:09.772	4	2:10.403	2
6	99	Loic Martinez	CCF	BS	2:08.310	8	2:09.129	7	2:09.455	5	2:09.481	4	2:09.760	9
7	29	Eric Moussier	IND	AS	2:08.487	9	2:08.823	5	2:08.863	6	2:08.868	10	2:09.284	7
8	21	Bruno Aveque	CCF	AS	2:08.523	9	2:08.596	3	2:09.146	7	2:09.186	8	2:09.794	6
9	7	Laura Chatelain	CCF	AS	2:09.050	5	2:09.875	3	2:09.880	4	2:10.250	6	2:10.680	2
10	3	Rémi Sauget	PALM	AS	2:09.137	5	2:09.294	4	2:10.026	3	2:10.236	6	2:10.515	7
11	60	Francis Chatelain	PALM	AS	2:09.277	5	2:10.078	4	2:10.089	7	2:10.374	6	2:10.411	3
12	4	Bruno Georgeon	ROSSELSP	AS	2:09.284	4	2:09.584	8	2:09.774	3	2:10.101	5	2:10.166	9
13	75	Alexandre Pinto	ST ELOI	AS	2:09.430	5	2:09.892	4	2:10.564	6	2:27.391	2	2:57.834	7
14	92	Olivier Loï	ST ELOI	AS	2:09.593	8	2:09.985	3	2:10.060	4	2:10.382	9	2:10.391	6
15	98	Olivier Guerin	CCF	AS	2:09.600	5	2:09.971	6	2:10.077	9	2:10.170	4	2:10.288	7
16	11	Frederic Allaire	ST ELOI	AS	2:09.615	6	2:10.259	7	2:10.354	3	2:11.725	8	2:12.743	2
17	40	Alexis Gronier	DOG RACING	AS	2:09.617	6	2:09.959	5	2:10.005	10	2:10.134	9	2:10.320	8
18	41	Pascal Meignan	ST ELOI	AS	2:09.683	8	2:09.687	4	2:10.018	3	2:10.250	9	2:11.235	2
19	37	Patrick Dehant	DOG RACING	BS	2:09.736	5	2:10.241	6	2:10.462	7	2:10.516	4	2:12.804	3
20	69	Tone Le	CCF	AS	2:09.889	6	2:09.899	7	2:10.049	2	2:10.240	5	2:11.128	3
21	5	Pierre Jean Reypin	ROSSELSP	AS	2:10.082	5	2:10.622	4	2:10.728	3	2:11.396	7	2:12.168	9
22	17	Sylvio Bossi	CCF	BS	2:10.195	6	2:10.856	5	2:10.973	8	2:11.227	4	2:11.411	9
23	12	Arnaud Griffon	PALM	AS	2:10.272	9	2:10.447	7	2:10.888	5	2:11.657	8	2:11.731	3
24	24	Henri Charpentier	CCF	AS	2:10.521	3	2:12.177	5	2:12.359	4	2:13.255	6	2:13.360	9
25	20	Franck Chahinian	PALM	AS	2:10.595	6	2:10.927	9	2:11.096	8	2:11.342	5	2:11.406	3
26	26	Bruno Foure	CCF	BS	2:10.755	5	2:11.022	6	2:11.775	4	2:11.802	3	2:12.598	7
27	16	Cyrille Baliki	PALM	AS	2:11.134	7	2:11.279	2	2:11.742	4	2:11.838	3	2:12.240	5
28	32	Jean Pierre Mignatelli	CCF	BS	2:11.173	5	2:11.681	4	2:11.855	7	2:12.741	6	2:12.903	3
29	87	Yann Gasparini	ST ELOI	AS	2:11.187	6	2:11.582	5	2:12.215	8	2:12.379	3	2:12.566	7
30	61	Michel Cloud	CCF	BS	2:11.326	8	2:11.808	9	2:11.859	7	2:12.181	6	2:12.947	2
31	57	Philippe Simon	PALM	BS	2:11.404	4	2:11.627	5	2:11.907	9	2:11.926	8	2:12.028	3
32	72	Nicolas Cottancin	CCF	AS	2:11.472	5	2:12.115	6	2:12.407	4	2:12.679	8	2:12.948	7
33	96	Hervé Cordel	CCF	AS	2:11.488	3	2:11.526	7	2:11.554	4	2:11.904	5	2:11.940	6
34	38	Claude Boueix	DOG RACING	BS	2:13.009	6	2:13.530	8	2:13.635	5	2:13.737	7	2:14.622	2
35	2	François Jaffredo	ROSSELSP	AS	2:15.909	3	2:16.081	5	2:16.323	4	2:16.643	6	2:17.711	2



Autodromo Nazionale Monza

Caterham Cup

Qualifying - 2

Best 5 Top Speeds



Cls	N°	Driver	Team	Class	Top 1		Top 2		Top 3		Top 4		Top 5		Avg
					Km/h	Lap	Km/h	Lap	Km/h	Lap	Km/h	Lap	Km/h	Lap	
1	98	Olivier Guerin	CCF	AS	216.8	3	214.7	8	213.8	4	212.1	2	209.7	7	213.4
2	12	Arnaud Griffon	PALM	AS	216.4	9	214.2	4	213.0	5	211.7	7	209.7	2	213.0
3	23	Pascal Wehrlen	PALM	AS	216.4	9	215.5	4	215.5	10	214.7	7	214.2	6	215.3
4	3	Rémi Sauget	PALM	AS	215.5	5	213.8	7	202.6	3	198.8	4	196.0	8	205.3
5	6	Antoine Miquel	CCF	AS	215.5	10	214.7	6	212.1	8	210.9	3	200.3	2	210.7
6	16	Cyrille Baliki	PALM	AS	215.5	5	213.0	6	208.4	4	207.6	8	203.7	3	209.7
7	96	Hervé Cordel	CCF	AS	215.5	4	213.0	5	211.7	6	208.4	8	205.3	3	210.8
8	9	Henri Bizet	PALM	AS	215.1	7	215.1	8	214.2	4	213.0	6	212.1	5	213.9
9	29	Eric Moussier	IND	AS	214.7	8	214.2	4	213.4	9	209.7	10	206.8	7	211.8
10	60	Francis Chatelain	PALM	AS	214.7	8	208.4	3	201.8	2	198.1	4	197.4	6	204.1
11	92	Olivier Loï	ST ELOI	AS	214.7	4	213.8	9	212.5	2	208.8	3	208.4	7	211.7
12	15	Arnaud Mignatelli	CCF	AS	214.2	9	210.5	4	207.6	8	206.1	5	190.4	2	205.8
13	21	Bruno Aveque	CCF	AS	213.8	3	210.5	2	210.5	4	201.8	7	197.0	9	206.7
14	87	Yann Gasparini	ST ELOI	AS	213.8	4	210.1	3	203.3	7	201.4	9	194.2	6	204.6
15	17	Sylvio Bossi	CCF	BS	213.4	9	211.3	5	209.3	4	209.3	8	207.6	3	210.2
16	38	Claude Boueix	DOG RACING	BS	213.0	3	212.5	2	210.5	9	204.9	6	204.5	4	209.1
17	61	Michel Cloud	CCF	BS	212.5	3	212.5	4	210.9	9	209.7	2	208.0	6	210.7
18	48	Alain Girardot	CCF	BS	212.1	3	210.1	5	208.8	2	208.0	8	206.5	9	209.1
19	57	Philippe Simon	PALM	BS	212.1	7	208.8	8	202.2	6	198.1	9	193.5	5	203.0
20	37	Patrick Dehant	DOG RACING	BS	211.7	6	211.3	7	210.5	8	210.1	5	206.5	2	210.0
21	2	François Jaffredo	ROSSELSP	AS	210.9	2	195.2	4	193.2	7	192.8	3	187.1	6	195.8
22	4	Bruno Georgeon	ROSSELSP	AS	210.9	6	210.5	4	202.6	3	198.8	8	193.8	5	203.3
23	5	Pierre Jean Reypin	ROSSELSP	AS	210.9	7	201.4	8	200.7	3	199.6	6	193.5	5	201.2
24	11	Frederic Allaire	ST ELOI	AS	210.9	6	210.1	7	210.1	9	209.7	8	208.8	3	209.9
25	24	Henri Charpentier	CCF	AS	210.9	5	210.1	4	207.6	7	207.2	8	206.5	6	208.5
26	32	Jean Pierre Mignatelli	CCF	BS	210.1	9	206.5	3	205.3	8	204.9	5	201.8	4	205.7
27	7	Laura Chatelain	CCF	AS	209.7	6	203.7	5	201.1	4	200.7	9	199.6	3	202.9
28	20	Franck Chahinian	PALM	AS	209.7	7	208.8	8	204.9	3	196.0	4	196.0	9	203.1
29	40	Alexis Gronier	DOG RACING	AS	209.7	7	209.3	8	204.5	5	199.2	3	195.6	2	203.6
30	72	Nicolas Cottancin	CCF	AS	209.3	3	204.9	8	202.2	9	195.6	6	195.2	4	201.4
31	99	Loic Martinez	CCF	BS	208.4	4	208.4	9	202.2	8	200.0	2	199.2	3	203.6
32	75	Alexandre Pinto	ST ELOI	AS	208.0	4	207.6	5	199.6	6	198.5	2	174.7	3	197.7
33	69	Tone Le	CCF	AS	207.6	6	204.5	9	203.0	8	199.6	7	196.3	3	202.2
34	41	Pascal Meignan	ST ELOI	AS	204.9	4	192.1	8	189.4	7	187.8	3	187.5	9	192.3
35	26	Bruno Foure	CCF	BS	198.8	9	190.4	6	183.9	5	182.1	4	182.1	7	187.5



Autodromo Nazionale Monza
Caterham Cup
Qualifying - 2
Fastest Laps Sequence




Lap	Time of Day	Session Time	N°	Driver	Team	Class	Time	Km/h
2	10:29:41.291	4:41.291	6	Antoine Miquel	CCF	AS	2:09.520	161.0
2	10:30:01.367	5:01.367	23	Pascal Wehrlen	PALM	AS	2:08.308	162.5
3	10:32:09.182	7:09.182	23	Pascal Wehrlen	PALM	AS	2:07.815	163.1
4	10:34:18.392	9:18.392	9	Henri Bizet	PALM	AS	2:07.353	163.7
6	10:38:35.781	13:35.781	9	Henri Bizet	PALM	AS	2:07.213	163.9
8	10:42:52.184	17:52.184	9	Henri Bizet	PALM	AS	2:07.006	164.2



Autodromo Nazionale Monza
Caterham Cup
Qualifying - 2
Event Best Maximum Speed



N°	Driver	Team	Class	Km/h	Session
98	Olivier Guerin	CCF	AS	216.8	Qualifying - 2
9	Henri Bizet	PALM	AS	216.4	Free practice
23	Pascal Wehrlen	PALM	AS	216.4	Free practice
96	Hervé Cordel	CCF	AS	216.4	Qualifying - 1
32	Jean Pierre Mignatelli	CCF	BS	216.4	Race - 1
12	Arnaud Griffon	PALM	AS	216.4	Qualifying - 2
60	Francis Chatelain	PALM	AS	216.0	Free practice
15	Arnaud Mignatelli	CCF	AS	216.0	Free practice
6	Antoine Miquel	CCF	AS	216.0	Free practice
233	Gilles Charpentier	CCF	AS	216.0	Qualifying - 1
3	Rémi Sauget	PALM	AS	216.0	Qualifying - 1
75	Alexandre Pinto	ST ELOI	AS	216.0	Qualifying - 1
40	Alexis Gronier	DOG RACING	AS	216.0	Race - 1
92	Olivier Loï	ST ELOI	AS	215.5	Qualifying - 1
21	Bruno Aveque	CCF	AS	215.5	Race - 1
16	Cyrille Baliki	PALM	AS	215.5	Qualifying - 2
37	Patrick Dehant	DOG RACING	BS	215.1	Qualifying - 1
11	Frederic Allaire	ST ELOI	AS	215.1	Qualifying - 1
29	Eric Moussier	IND	AS	215.1	Race - 1
20	Franck Chahinian	PALM	AS	215.1	Race - 1
38	Claude Boueix	DOG RACING	BS	214.7	Qualifying - 1
24	Henri Charpentier	CCF	AS	214.7	Race - 1
48	Alain Girardot	CCF	BS	214.2	Qualifying - 1
7	Laura Chatelain	CCF	AS	214.2	Race - 1
69	Tone Le	CCF	AS	213.8	Free practice
41	Pascal Meignan	ST ELOI	AS	213.8	Qualifying - 1
5	Pierre Jean Reypin	ROSSELSP	AS	213.8	Race - 1
87	Yann Gasparini	ST ELOI	AS	213.8	Qualifying - 2
2	François Jaffredo	ROSSELSP	AS	213.4	Qualifying - 1
17	Sylvio Bossi	CCF	BS	213.4	Qualifying - 2
4	Bruno Georgeon	ROSSELSP	AS	212.5	Free practice
72	Nicolas Cottancin	CCF	AS	212.5	Race - 1
61	Michel Cloud	CCF	BS	212.5	Qualifying - 2
57	Philippe Simon	PALM	BS	212.1	Qualifying - 2
99	Loic Martinez	CCF	BS	210.9	Free practice
14	Jean Paul Gobba	CCF	BS	210.5	Free practice
26	Bruno Fouré	CCF	BS	209.3	Qualifying - 1



Autodromo Nazionale Monza
Caterham Cup
Qualifying - 2
Pit Stop Analysis



2

François Jaffredo

AS

ROSSELS

Nr.	In Day Time	In Time	Out Time	Pit Time	T. Pit Time	Handicap	Penalty
1	10:41:35.591	10:41:35.591	10:44:03.153	2:27.562	2:27.562		

15

Arnaud Mignatelli

AS

CCF

Nr.	In Day Time	In Time	Out Time	Pit Time	T. Pit Time	Handicap	Penalty
1	10:39:10.894	10:39:10.894	10:40:07.683	56.789	56.789		


75

Alexandre Pinto

AS

ST ELOI

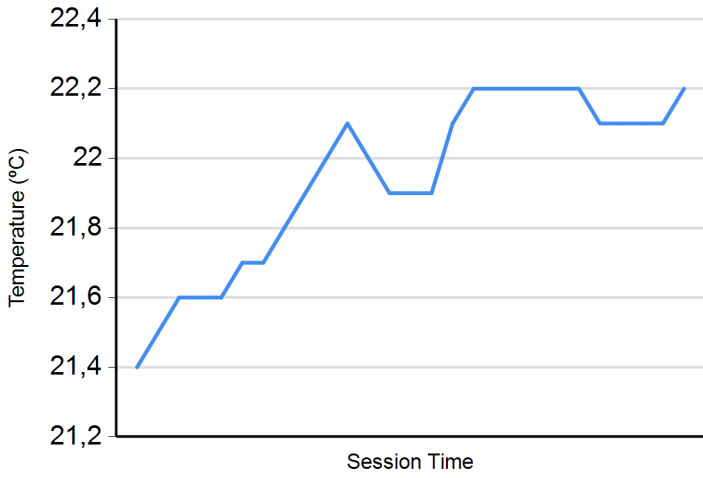
Nr.	In Day Time	In Time	Out Time	Pit Time	T. Pit Time	Handicap	Penalty
1	10:30:55.363	10:30:55.363	10:37:29.658	6:34.295	6:34.295		



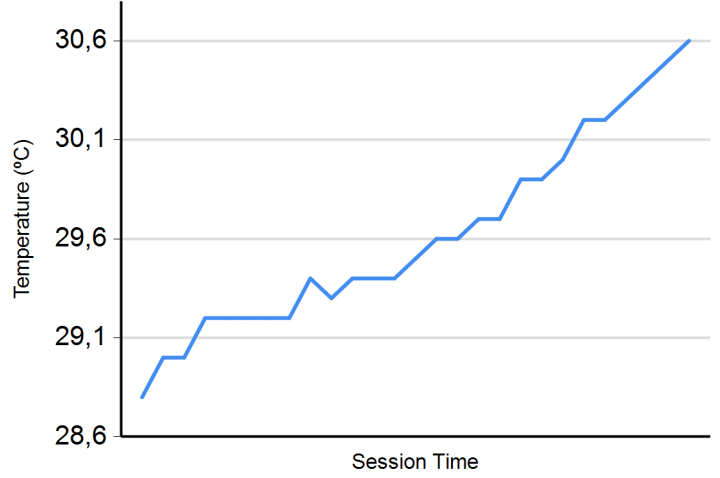
Autodromo Nazionale Monza
Caterham Cup
Qualifying - 2
Weather Report



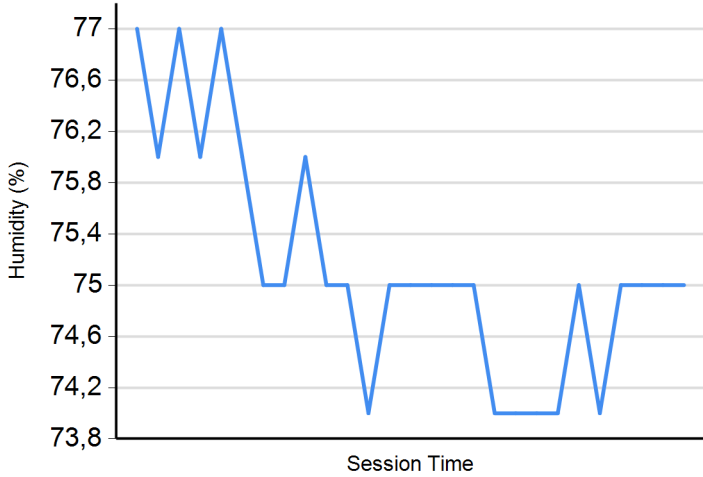
Air Temperature



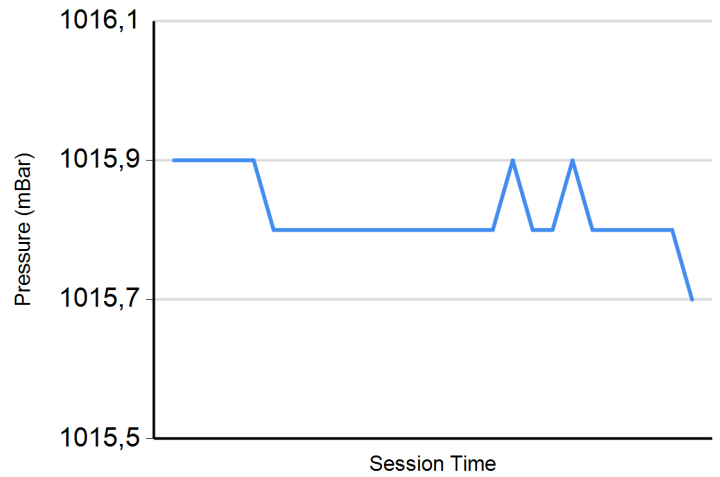
Track Temperature



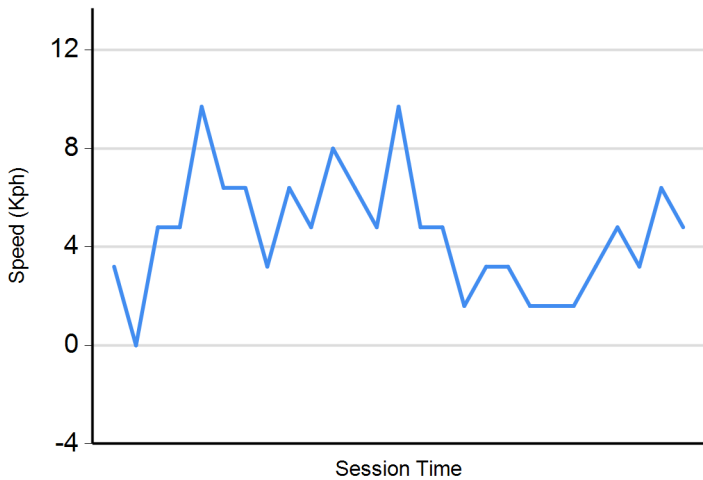
Humidity



Pressure



Wind Speed



Wind direction

North = 0°/360° Est = 90° South = 180° West = 270°

